

Fairmont State GEAR UP Partnership

Sustainability Study

2005 GEAR UP Seniors Compared to 2006 GEAR UP Seniors

(GEAR UP High School Seniors: Are You College Ready?)

July 2006

Brinda Kuhn
Academy for Education Development
Higher Educations Management Services
1825 Connecticut Avenue NW
Washington, DC 20009
(304) 669-0435

Edited by: Mary-Alice D. Taylor

Abstract

In 1999, Fairmont State University received one of 164 partnership grants awarded in the United States. This was the only partnership grant awarded in West Virginia at that time and was intended to be a five-year program. The total federal grant award for the five year period was approximately twenty-one million dollars. In 2004, congress approved and funded a sixth year. Over the six years, Fairmont State GEAR UP Partnership served approximately 16,550 students in 29 middle schools and 18 high schools within 9 counties.

In 2005, Fairmont State applied for and received a one year no cost extension to provide services to the 2005 – 2006 GEAR UP juniors and seniors. The no cost extension provided an annual budget of less than 10% of the normal funds the schools used to support GEAR UP activities in the past. With such a drastically reduced budget, GEAR UP funded services to the schools were extremely limited. In comparison to the services provided to the students in a normal GEAR UP grant year, the 2005 – 2006 GEAR UP students received services limited to: Act Prep, college tours, tutoring, guidance assistance and financial aid counseling. Even with the radical budget reduction the results according to the students surveyed are encouraging.

The grant's inaugural seventh grade cohorts graduated in June 2005. In February of that same year, a forty question survey was submitted to a random group of 2005 seniors at each GEAR UP high school to evaluate the college readiness of those students. For comparison, the same survey was given to a random group of seniors at four non-GEAR UP high schools. The collected data demonstrated that GEAR UP produced a dynamic impact on the low-income, at-risk students in West Virginia. The findings indicate GEAR UP students have a higher educational expectation than non-GEAR UP students. GEAR UP students expect to enter a 4-year college, and therefore take advantage of college preparatory classes. They also report a higher GPA than non-GEAR UP students. The GEAR UP participants are better prepared to enter and succeed in post-secondary education as demonstrated by the significant difference in the data when compared to non-GEAR UP students. This report "GEAR UP High School Seniors: Are You College Ready?" can be found on the Fairmont State GEAR UP web site www.fscwv.edu/gearup/1999grant/seniorsurvey.html.

To evaluate the sustainability of the 2005 – 2006 GEAR UP activities in target schools, Fairmont State administered the forty question survey “GEAR UP High School Seniors: Are You College Ready?” to a random group of 2005 – 2006 GEAR UP seniors and compared the finding to the 2004 – 2005 GEAR UP seniors .

The following report demonstrates how well the 2005 – 2006 GEAR UP seniors fared with fewer GEAR UP resources available to them. This clearly indicates the sustainability of GEAR UP’s goal, which is to significantly increase the number of students who are prepared to enter and succeed in post secondary education. The following report demonstrates GEAR UP continues to have a dynamic impact on the low-income, at-risk student by instilling the belief that a college education is obtainable.

Background

GEAR UP is an acronym meaning “Gaining Early Awareness and Readiness for Undergraduate Programs”. This program is federally funded, and authorized under Title IV - Higher Education Act of 1965, as amended in 1998 (P.L. 105-244), Chapter 2 - Gaining Early Awareness & Readiness for Undergraduate Programs, Section 404A.

The GEAR UP program increases the number of low-income students who are prepared to enter and succeed in postsecondary education. GEAR UP provides six-year grants to states and partnerships to offer educational services to low income middle and high schools. Services include tutoring, mentoring, professional staff development, curriculum enhancement, summer programs, college visits, counseling and parental involvement.

The grant requires that partnerships provide GEAR UP services to at least one grade level of students, beginning no later than 7th grade, provided that at least fifty percent of the students enrolled are eligible for free or reduced price lunch under the National School Lunch Act. The grant ensures that the services are provided through the 12th grade. Unlike other federal programs, which target specific students within a school, GEAR UP partnerships must provide services to all students in a designated grade level. These students are referred to as a cohort. The grant also requires partnerships to match the Federal contribution dollar-for-dollar, that is, the non-Federal contribution must equal at least fifty percent of the total project cost. For more information about the GEAR UP program, please visit the Department of Education website at: <http://www.ed.gov/programs/gearup/index.html>.

The Fairmont State GEAR UP Partnership grant goals are as follows:

- Promote the academic advancement of higher education among West Virginia disadvantaged and high risk youth; raising their academic expectations to attend an institution of higher education.
 - Ensure access to college preparatory courses for all students in a cohort.
 - Increase student self-esteem and self-confidence regarding their ability to attend college.
 - Early Intervention: Provide individualized and intensive range of support services.

- Promote the advancement of academic rigor consistent with college entrance requirements.
- Ensure that students and parents are knowledgeable concerning college preparation requirements, college opportunities, financial planning options, and scholarship / financial aid opportunities.
- Ensure that staff and parents are knowledgeable and sensitive to the unique situation facing West Virginian at-risk youth. Continuing staff development and training opportunities enables teachers, counselors, parents, mentors, and tutors to provide quality education and support services. This increases student participation in college preparatory classes, and raises their expectations regarding higher education goals.
- Ensure effective and efficient use of resources through the collaboration and cooperation of diverse partnerships, which are committed to the promotion of student and teacher development. Promotion of academic rigor, early interventions, and enhanced support services, which prepares our at-risk youth for higher education.
- Ensure that special students, students with physical and learning disabilities, underrepresented students, students in non-traditional career and academic fields, and bilingual students and parents have equitable access to academic courses, early intervention opportunities, and support services offered in preparation for higher education.
- Ensure the effective and efficient implementation of GEAR-UP programs and services through ongoing and comprehensive evaluation measures.
- Serve as a Model Program to advance low-income, high risk youth into higher education.

A complete list of the Fairmont State Partnership grant goals and measurable objectives can be viewed at http://www.fscwv.edu/gearup/mol_list.pdf.

Methods

A forty question survey was given to eighteen GEAR UP high schools. The results from the 2005 survey, given to seventeen GEAR UP high schools, was used for comparison. To ensure the survey was given to a heterogeneous group of students, each high school was directed to have one senior homeroom class fill out the survey. In most schools, (67%) students are assigned to homerooms alphabetically. Other types of homeroom assignment include random name generation or by Career Cluster. In some of the smaller schools, the survey results represented the entire senior population.

In 2005, a total of 355 surveys were returned completed. In 2006, 193 surveys were returned completed. Incomplete surveys were eliminated for consistency.

The following questions were not included in the findings: Questions regarding whether the survey participant was a GEAR UP computer scholarship winner; at which grade they decided to attend college, as well as plans to enlist in the military were posed for future research. Questions regarding gender and ethnicity were posed for demographic comparison. School districts are grouped by county. The information was compared to the West Virginia's 2000 census data, verifying that population samples were representative of each county as a whole. For ease of use, direct percentages are used throughout this report.

Possible Errors

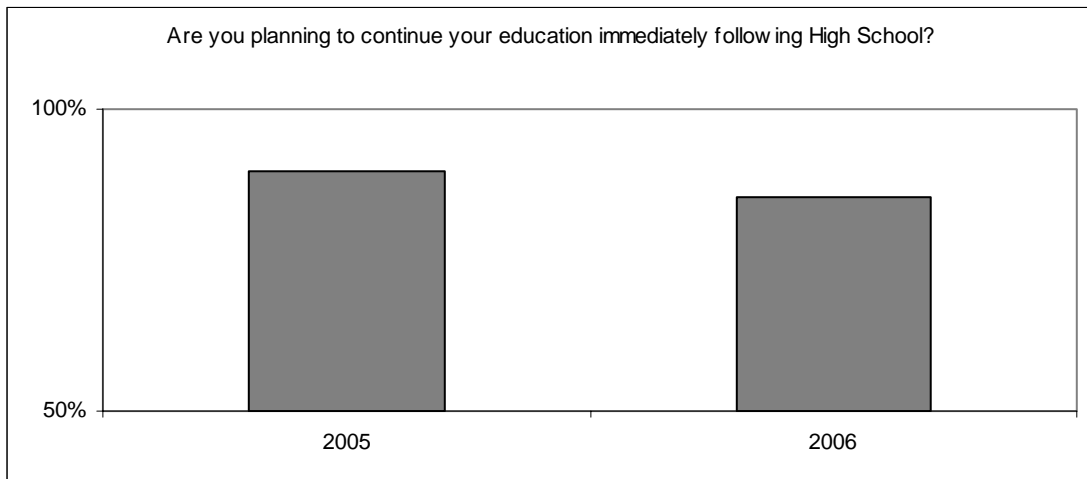
An area of possible error is overall GPA and course enrollment or completion. Students self-reported the data, which was not verified against the student's transcript.

Findings

The survey indicates that even with limited funding the 2006 GEAR UP students maintain a high level of expectations. They continue to complete rigorous classes in preparation for college and take the ACT or SAT. These same students have applied or plan to apply to a 4-year college rather than a 2-year school or technical institution.

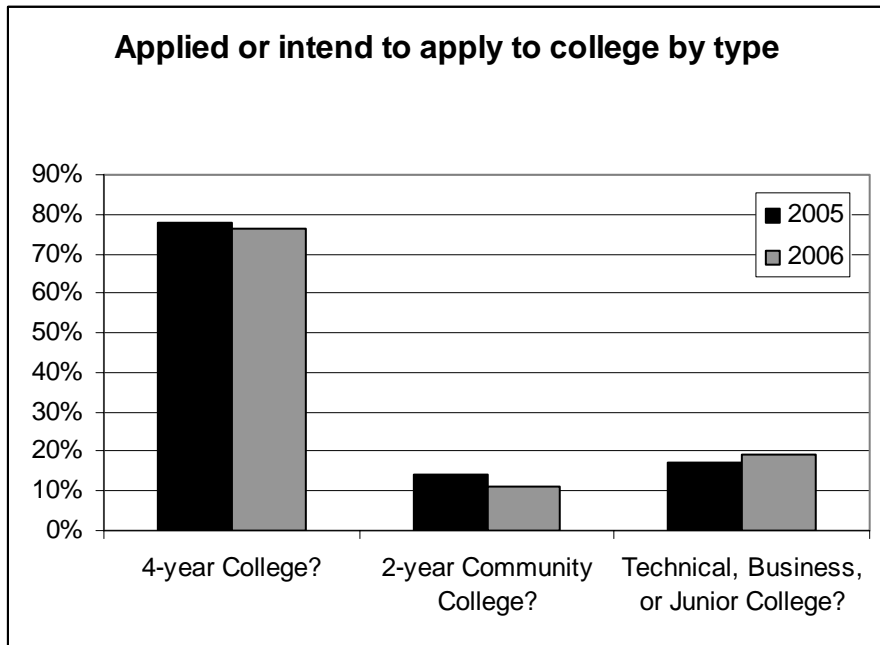
Intend to Continue Education after High School

When students were asked “Are you planning to continue your education immediately following high school?”, 90% of the 2005 GEAR UP students responded in the affirmative compared to 85% of the 2006 GEAR UP students surveyed.



Application to College

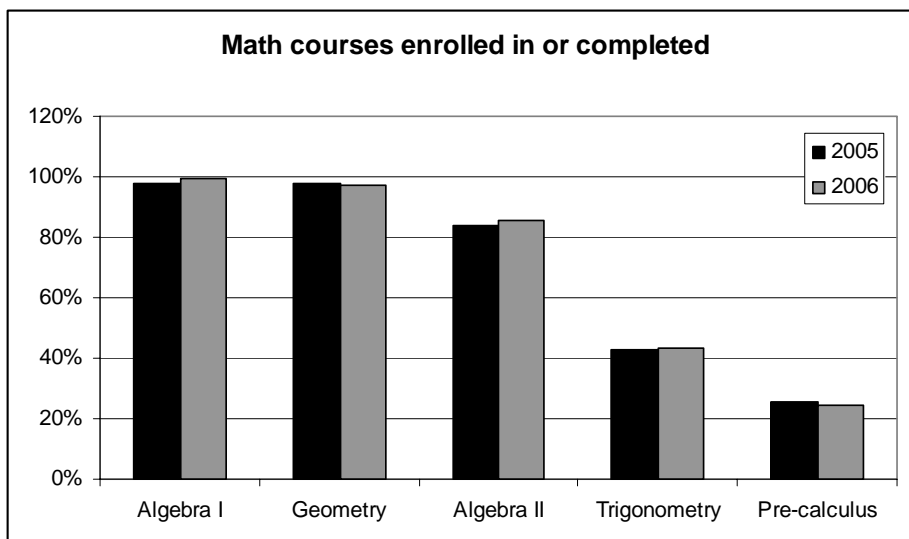
78% of the 2005 GEAR UP participants applied or intended to apply to a 4-year college. 76% of the 2006 GEAR UP students have the same ambitions. When queried regarding application to a 2-year school, 11% of the 2006 GEAR UP students reported they have applied or intend to apply to such an institution. This is compared to the 2005 GEAR UP student responses, which totaled 14%. In addition, 19% of the 2006 GEAR UP students have applied to or intend to apply to a technical, business or junior college compared to 17% of the 2005 GEAR UP Students.



Math

The next set of questions gathered data regarding enrollment and completion of math courses. All GEAR UP schools offer Algebra I & II, and Geometry. 94% of the GEAR UP schools offer Trigonometry and 88% offer Pre-calculus.

The results show that a majority of GEAR UP students have completed Algebra I or equivalent as well as Geometry. The enrollment or completion of Algebra II, Trigonometry, and Pre-calculus indicate the sustained achievement of the 2006 GEAR UP Seniors.



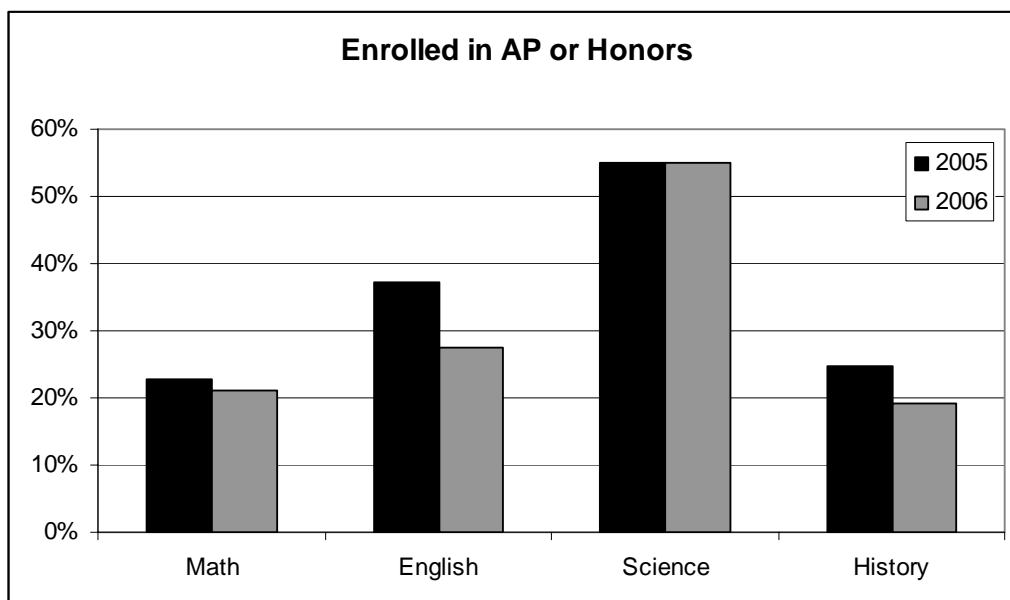
English, Science and History

The questions regarding enrollment in or completion of English, Science and History for 9th through 12th grades indicate that nearly all students have completed these classes.

AP or Honors Classes

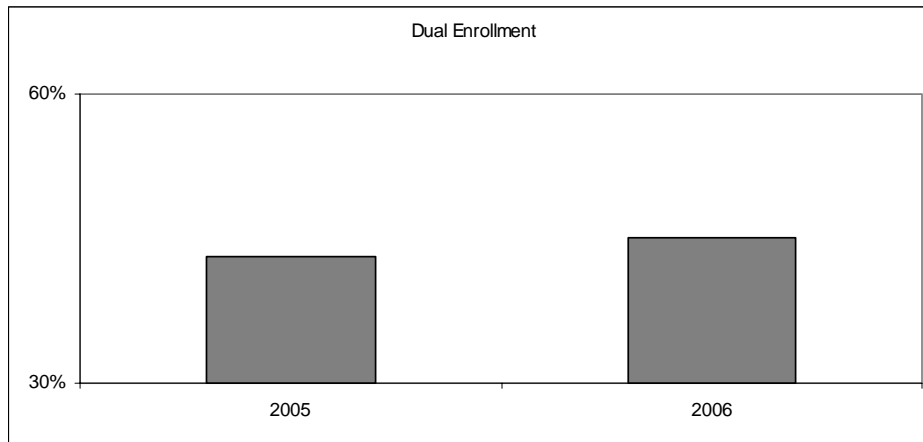
The enrollment in or completion of AP or Honors classes indicates a continuing positive GEAR UP influence considering the abridged services being offered to the class of 2006:

- **Math:** 59% of GEAR UP schools offer AP or Honors Math. 23% of the 2005 GEAR UP students enrolled in or completed AP or Honors Math compared to 21% of the 2006 GEAR UP students.
- **English:** 65% of GEAR UP schools offer AP or Honors English classes. 37% of the 2005 GEAR UP students enrolled in or completed AP or Honors English compared to 27% of the 2006 GEAR UP students.
- **Science:** 100% of the GEAR UP schools offer AP or Honors Science (Science classes with a lab are considered honors classes.) 55% of the 2005 and 2006 GEAR UP students enrolled in or completed AP or Honors Science.
- **History:** 47% of the GEAR UP schools offer AP or Honors History. 25% of the 2005 GEAR UP students enrolled in or completed AP or Honors History compared to 19% of the 2006 GEAR UP students.



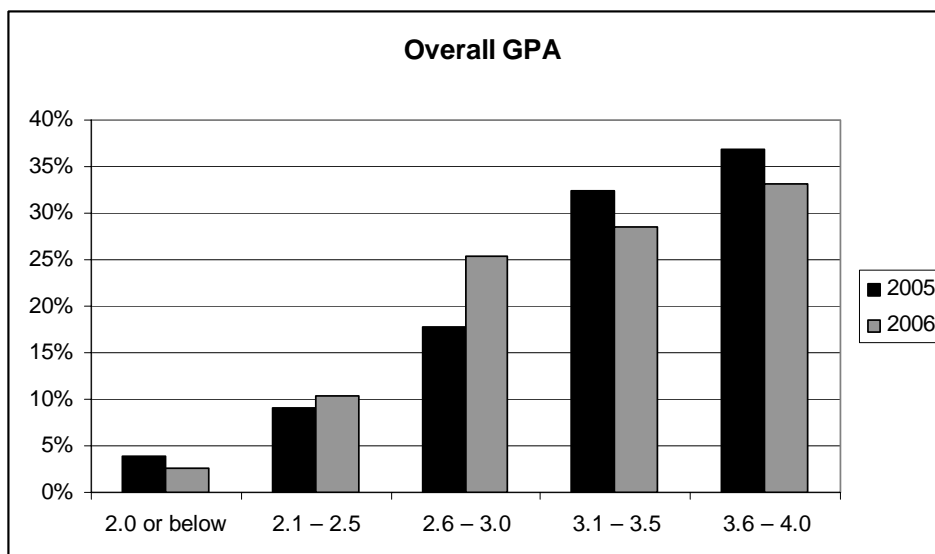
Dual Enrollment

Students are offered the opportunity to earn dual credits in college-level courses, which fulfill both high school and college requirements. Dual credit classes are offered by 76% of GEAR UP schools. The data indicates a higher percentage of 2006 GEAR UP students (45%) are taking advantage of these classes compared to 43% of the 2005 GEAR UP survey participants.



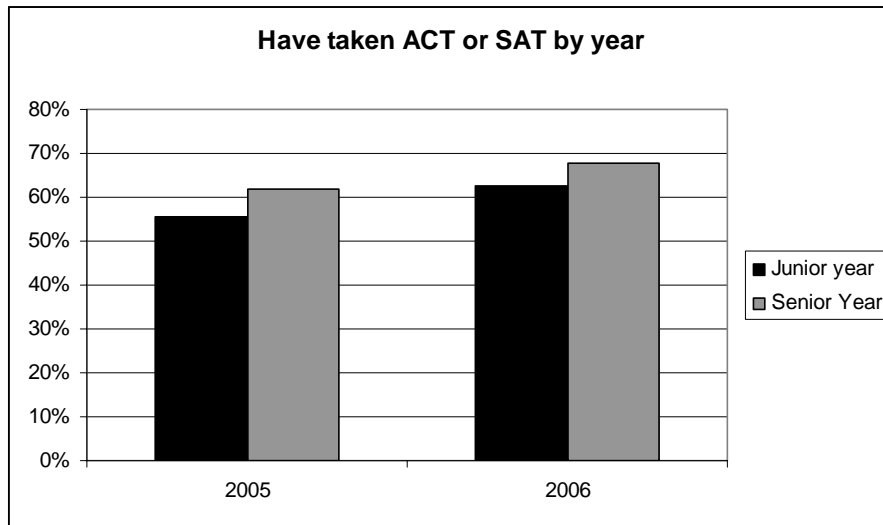
Overall GPA

Overall GPA as reported by the students indicates the 2005 GEAR UP students achieved a higher overall GPA than the 2006 GEAR UP students. 37% of the 2005 GEAR UP students report a GPA of 3.6 or above compared to 33% of the 2006 GEAR UP students. On the other end of the spectrum, the 2005 GEAR UP students (31%) reported a GPA of 3.0 or below while 38% of the 2006 GEAR UP students claim a GPA of 3.0 or below.



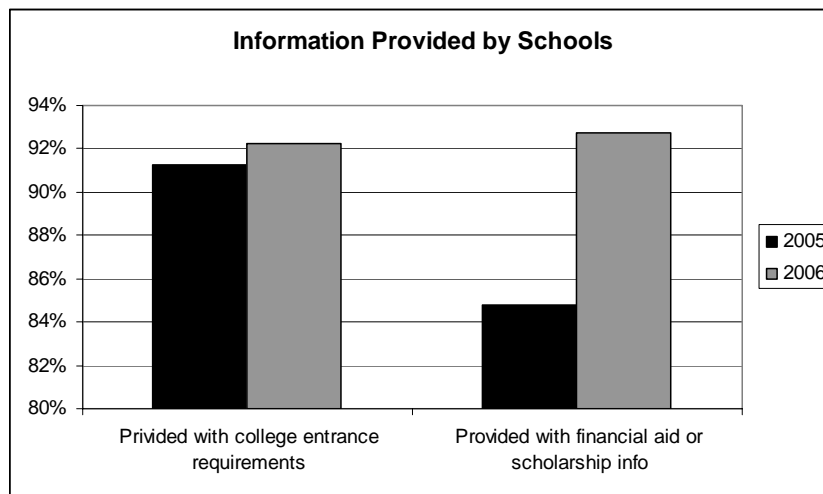
ACT or SAT Participation

It is not uncommon for students to take the ACT or SAT more than once. 55% of the 2005 GEAR UP students have taken the ACT or SAT in their junior year compared to 63% of the 2006 GEAR UP students. 62% of the 2005 GEAR UP students and 68% of the 2006 GEAR UP students report taking the ACT or SAT in their senior year. This indicates a higher percentage of students took these tests in 2006.



College Entrance Information

Beginning in the 7th grade, one of the GEAR UP grant goals is to ensure students are knowledgeable regarding college preparatory requirements. This includes college entrance requirements, scholarship, and financial aid opportunities. Pertinent details are presented by teachers and/or counselors, guest speakers, tutors and mentors. College tours are also scheduled. When asked whether information regarding college preparatory classes and college entrance requirements were provided, 91% of the 2005 GEAR UP students responded in the affirmative. This is compared to 92% of the 2006 GEAR UP students. When the same question was posed concerning financial aid, 85% of the 2005 GEAR UP students indicated they had been given this information compared to 93% of the 2006 GEAR UP students.

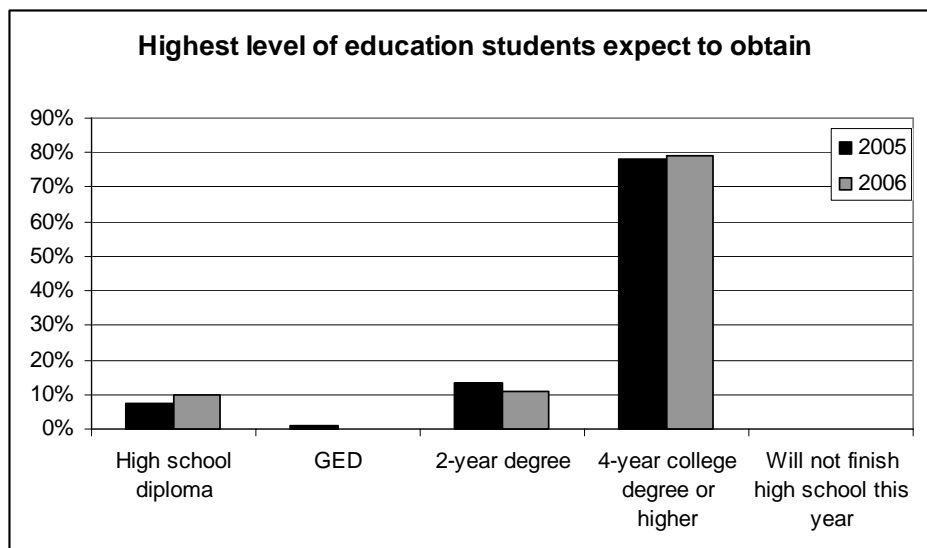


Discussing College

The survey reveals that most families, 89% of the 2005 GEAR UP and 90% of the 2006 GEAR UP, communicate with their children regarding college attendance. The data also indicates most students, 89% of the 2005 GEAR UP and 90% of the 2006 GEAR UP, discuss the possibility of college with their friends.

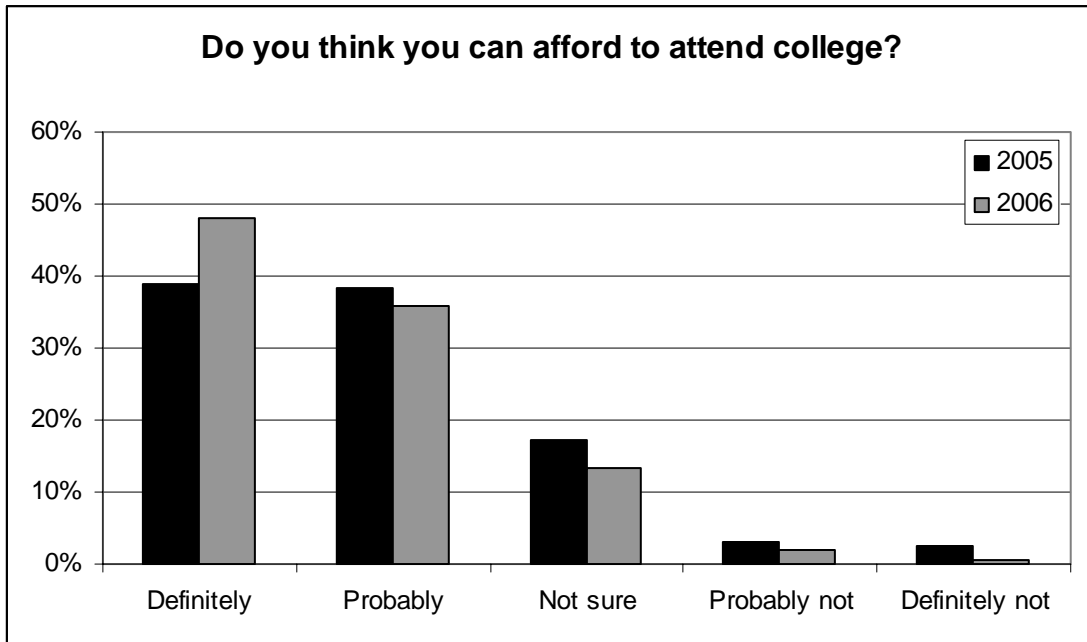
Higher Education Expectations

Regarding the level of education the students expect to obtain, the 2005 and 2006 results are very similar. 78% of the 2005 GEAR UP students expect to complete a 4-year degree or higher compared to 79% of the 2006 GEAR UP students. In contrast, 7% of the 2005 GEAR UP students do not plan to continue their education after high school compared to 10% of the 2006 GEAR UP students. The survey indicates all students surveyed expect to graduate high school or obtain a GED.



Paying for College

By procuring financial aid, scholarships, loans, grants, and/or family resources, most students, 77% of the 2005 GEAR UP compared to 84% of the 2006 GEAR UP, believe they probably or definitely could afford post-secondary education; indicating an increase in financial aid knowledge. In contrast, 6% of the 2005 GEAR UP and 3% of the 2006 GEAR UP students report they probably or definitely will not be capable of paying for higher education despite these resources.



Conclusion

The collected data supports that GEAR UP continues to produce a dynamic impact on the low-income, at-risk students in West Virginia. The findings indicate that schools continue to foster GEAR UP goals, while providing GEAR UP services with little or no federal funding. GEAR UP goals are being sustained within the schools and communities.

The purpose of GEAR UP is to promote the academic advancement of higher education for West Virginian disadvantaged and at-risk youth. An integral part of the focus of the 1999 Fairmont State partnership grant was to enhance the professional development and support of teachers and counselors in the target schools. This was accomplished by providing professional development workshops, leadership conferences and specialized content training to assist education professionals in identifying the individual needs of each student. Suggestions were provided to mitigate obstacles in a student's path. Other means employed ensure students' access to college preparatory courses, and increase student self-esteem and self-confidence. Once trained, these teachers and counselors have the tools to identify and assist their future students. The benefits of involvement with GEAR UP continue even after the end of the grant. This service in itself guarantees a level of sustainability.

GEAR UP not only provides support in the schools, it also provides support and encouragement within the home and community. Most GEAR UP students are first generation college bound and from economically disadvantaged families. These students and their families often find the preparation and application to post-secondary education daunting. Through one-on-one sessions with teachers as well as seminars, parents learn how to support their children's academic goals. Topics include, but are not limited to: college entrance requirements and financial aid and scholarship availability. Tours of college campuses are scheduled to put the minds of students and parents at ease and to create an atmosphere of excitement for higher education. Parents also learn how to foster good study habits in the home.

This knowledge is carried into the population at large, widening the circle of community support for higher education. With this community and parental support, in addition to motivation from

the schools, students are inspired to become contributing members of society. They know their efforts are celebrated and encouraged.

This report demonstrates that students:

- Continue to have a higher educational expectation
- Expect to enter a 4-year college
- Know they can afford college
- Understand college entrance requirements and the availability of financial aid

In addition, a higher percentage of students in 2006:

- Are performing at or above a 2.6 GPA than reported in 2005
- Have taken advantage of dual enrollment credits than reported in 2005
- Have completed Algebra II and Trigonometry than reported in 2005
- Have taken the SAT or ACT

While the quantitative impact can be graphed and measured, the qualitative results can be conjectured by the success stories and thank-you letters posted on the Fairmont State GEAR UP web site. Students who are currently continuing higher education report that their self-esteem and self-confidence, fostered in middle and high school, continues to grow. This is also evidenced by their reported academic accomplishments.

GEAR UP has had a positive impact on the college bound expectations and performance in the targeted schools. Services already provided to educational professionals will continue to benefit these disadvantaged, at-risk youth. For the targeted families and the community at large, the benefits also continue as students return and share their success stories. Everyone wants their children to succeed, which indicates that the opportunities afforded by the GEAR UP grants are sustainable and self-perpetuating.

The radical reduction in funding has not had a significant impact on the students targeted in this study. This is reassuring. Future studies are recommended to track students who have not had the benefit of full GEAR UP services.

Appendix:

**2005 GEAR UP Seniors
Compared to
2006 GEAR UP Seniors**

GEAR UP Sustainability 2006

High School Seniors: Are you College Ready?

	# of GEAR UP Students 2005	% of GEAR UP Students 2005	# of GEAR UP Students 2006	% of GEAR UP Students 2006
Total Students Surveyed	355		193	
1) Gender				
a. Male	161	45%	104	54%
b. Female	194	55%	89	46%

2) Ethnicity				
a. White, Caucasian	334	94%	184	95%
b. Asian	2	1%	2	1%
c. Black or African American	4	1%	5	3%
d. Hispanic or Latino	5	1%	1	1%
e. Other	10	3%	1	1%

3) Are you a GEAR UP Computer Scholarship Winner?				
a. Yes	73	21%	35	18%
b. No	282	79%	158	82%

4) Are you planning to continue your education immediately following High School?				
a. Yes	319	90%	165	85%
b. No	36	10%	28	15%

5) Have you applied for or do you intend to apply for admission to a 4-year College?				
a. Yes	277	78%	147	76%
b. No	78	22%	46	24%

6) Have you applied for or do you intend to apply for admission to a 2-year Community College?				
a. Yes	50	14%	21	11%
b. No	305	86%	172	89%

7) Have you applied for or do you intend to apply for admission to a Technical College, Business College, or Junior College?				
a. Yes	61	17%	37	19%
b. No	294	83%	156	81%

8) Are you planning to enlist in the military?				
a. Yes	39	11%	37	19%
b. No	316	89%	156	81%

High School Seniors: Are you College Ready?

# of GEAR UP Students 2005	% of GEAR UP Students 2005	# of GEAR UP Students 2006	% of GEAR UP Students 2006
----------------------------	----------------------------	----------------------------	----------------------------

9) In which grade did you decide to go to college?
 (By college we mean education after high school. This includes 2-year community or junior colleges, business schools and vocational technical schools, as well as, 4-year colleges and universities.)

a. Always wanted to attend	221	62%	111	58%
b. 1st – 6th Grade	22	6%	5	3%
c. 7th or 8th Grade	32	9%	20	10%
d. 9th, 10th or 11th Grade	59	17%	43	22%
e. Never wanted to attend	21	6%	14	7%

10) Have you completed Algebra I or Applied Math I & II?

a. Yes	348	98%	192	99%
b. No	7	2%	1	1%

11) Are you enrolled in or have you completed Geometry?

a. Yes	347	98%	188	97%
b. No	8	2%	5	3%

12) Are you enrolled in or have you completed Algebra II?

a. Yes	297	84%	165	85%
b. No	58	16%	28	15%

13) Are you enrolled in or have you completed Trigonometry?

a. Yes	151	43%	84	44%
b. No	204	57%	109	56%

14) Are you enrolled in or have you completed Pre-calculus?

a. Yes	90	25%	47	24%
b. No	265	75%	146	76%

15) Have you completed or are you enrolled in AP or Honors Math?

a. Yes	81	23%	41	21%
b. No	274	77%	152	79%

16) Have you completed 9th Grade English?

a. Yes	352	99%	193	100%
b. No	3	1%	0	0%

17) Have you completed 10th Grade English?

a. Yes	352	99%	192	99%
b. No	3	1%	1	1%

High School Seniors: Are you College Ready?

# of GEAR UP Students 2005	% of GEAR UP Students 2005	# of GEAR UP Students 2006	% of GEAR UP Students 2006
-------------------------------------	-------------------------------------	-------------------------------------	-------------------------------------

18) Have you completed or 11th Grade English?

a. Yes	346	97%	190	98%
b. No	9	3%	3	2%

19) Have you completed or are you enrolled in 12th Grade English?

a. Yes	337	95%	190	98%
b. No	18	5%	3	2%

20) Have you completed or are you enrolled in AP or Honors English?

a. Yes	132	37%	53	27%
b. No	223	63%	140	73%

21) Have you completed 9th Grade Science?

a. Yes	350	99%	193	100%
b. No	5	1%	0	0%

22) Have you completed 10th Grade Science?

a. Yes	350	99%	192	99%
b. No	5	1%	1	1%

23) Have you completed 11th Grade Science which includes a lab?

a. Yes	327	92%	191	99%
b. No	28	8%	2	1%

24) Have you completed or are you enrolled in 12th Grade Science which includes a lab? (Honors)

a. Yes	194	55%	106	55%
b. No	161	45%	87	45%

25) Have you completed or are you enrolled in AP or Honors Science?

a. Yes	111	31%	35	18%
b. No	244	69%	158	82%

26) Have you completed 9th Grade History?

a. Yes	353	99%	193	100%
b. No	2	1%	0	0%

27) Have you completed 10th Grade History?

a. Yes	351	99%	193	100%
b. No	4	1%	0	0%

High School Seniors: Are you College Ready?

# of GEAR UP Students 2005	% of GEAR UP Students 2005	# of GEAR UP Students 2006	% of GEAR UP Students 2006
-------------------------------------	-------------------------------------	-------------------------------------	-------------------------------------

28) Have you completed 11th Grade Social Studies (History, Government, Civics...)?

a. Yes	338	95%	192	99%
b. No	17	5%	1	1%

29) Have you completed or are you enrolled in 12th Grade Social Studies (History, Government, Civics...)?

a. Yes	104	29%	107	55%
b. No	251	71%	86	45%

30) Have you completed or are you enrolled in AP or Honors History?

a. Yes	88	25%	37	19%
b. No	267	75%	156	81%

31) Have you completed or are you enrolled in any Dual Enrollment classes where you are receiving college credit?

a. Yes	153	43%	87	45%
b. No	202	57%	106	55%

32) What is your overall GPA

a. 2.0 or below	14	4%	5	3%
b. 2.0 – 2.5	32	9%	20	10%
c. 2.6 – 3.0	63	18%	49	25%
d. 3.1 – 3.5	115	32%	55	28%
e. 3.6 – 4.0	131	37%	64	33%

33) Did you take the ACT or SAT in your junior year?

a. Yes	197	55%	121	63%
b. No	158	45%	72	37%

34) Did you take the ACT or SAT in your senior year?

a. Yes	219	62%	131	68%
b. No	136	38%	62	32%

35) Since 7th grade has your school or GEAR UP (for example: college tours, assembly, speakers, A.A. or Homeroom, teacher or counselors) provided you with information about college entrance requirements or the courses that you needed to take in high school in order to prepare for college?

a. Yes	324	91%	178	92%
b. No	31	9%	15	8%

High School Seniors: Are you College Ready?

# of GEAR UP Students 2005	% of GEAR UP Students 2005	# of GEAR UP Students 2006	% of GEAR UP Students 2006
-------------------------------------	-------------------------------------	-------------------------------------	-------------------------------------

36) Since 7th grade has your school or GEAR UP (for example: college tours, assembly, speakers, A.A. or Homeroom, teacher or counselors) provided you with information about the availability of financial aid to help you pay for college?

a. Yes	301	85%	179	93%
b. No	54	15%	14	7%

37) Since 7th grade has anyone in your family spoken with you about going to a 4-year College, 2-year Community College, Business or Technical school?

a. Yes	317	89%	173	90%
b. No	38	11%	20	10%

38) Since 7th grade have any of your friends spoken with you about going to a 4-year College, 2-year Community College, Business or Technical school?

a. Yes	316	89%	175	91%
b. No	39	11%	18	9%

39) What is the highest level of education that you expect to obtain?

a. High school diploma	26	7%	19	10%
b. GED	4	1%	0	0%
c. 2-year degree	47	13%	21	11%
d. 4-year college degree or higher	278	78%	153	79%
e. Will not finish high school this year	0	0%	0	0%

40) Do you think that you could afford to attend a public 2-year or 4-year College using financial aid, scholarships, loans, grants, and/or your family's resources?

a. Definitely	138	39%	93	48%
b. Probably	136	38%	69	36%
c. Not sure	61	17%	26	13%
d. Probably not	11	3%	4	2%
e. Definitely not	9	3%	1	1%

Follow-up Questions for High Schools Regarding Homeroom Assignment and Course Offerings

GEAR UP School Name	Are	Are	Are	Are	Are	Are	Are	Are	Are	How Are
	Dual Enrollment Classes Offered?	Any AP/Honors Classes Offered?	AP English Classes Offered?	AP Math Classes Offered?	AP Science Classes Offered?	AP History Classes Offered?	Trigonometry Classes Offered?	Pre-Calculus Classes Offered?	Homerooms Assigned?	
Grafton HS		Yes	Yes	Yes	Yes	Yes	Yes	Yes	Yes	Alphabetically by Grade
East Fairmont HS	Yes	Yes	Yes	Yes		Yes	Yes	Yes	Yes	Career Cluster
Tucker County HS	No	Yes	Yes	No	No	No	Yes	Yes	Yes	Alphabetically by Grade
Philip Barbour HS	Yes	Yes	Yes	No	No	No	Yes	Yes	Yes	Randomly
South Harrison HS	Yes	Yes	No	Yes	Yes	No	Yes	Yes	Yes	Alphabetically by Grade
Tygarts Valley HS	Yes	No	No	No	No	No	Yes	No	No	Alphabetically by Grade
Fairmont Senior HS	Yes	Yes	Yes	No	Yes	Yes	Yes	Yes	Yes	Career Cluster
North Marion HS	No	Yes	Yes	Yes	Yes	Yes	Yes	Yes	Yes	Alphabetically by Grade
Preston HS	Yes	Yes	Yes	Yes	Yes	Yes	Yes	Yes	Yes	No Homeroom
University HS	Yes	Yes	Yes	Yes	Yes	Yes	Yes	Yes	Yes	Alphabetically by Grade
Harman School	Yes	No	No	No	No	No	No	No	No	Alphabetically by Grade
Elkins HS	Yes	Yes	Yes	Yes	No	Yes	Yes	Yes	Yes	Alphabetically by Grade
Doddridge County HS										
Lincoln HS	Yes	Yes	No	No	No	No	Yes	Yes	Yes	Alphabetically by Grade
Liberty HS	Yes	Yes	No	Yes	No	No	Yes	Yes	Yes	Alphabetically by Grade
Robert C. Byrd HS	Yes	Yes	Yes	Yes	No	No	Yes	Yes	Yes	Alphabetically by Grade
Clay Battelle HS	Yes	Yes	Yes	Yes	No	Yes	Yes	Yes	Yes	Randomly
Pickens HS	No	No	No	No	No	No	Yes	Yes	Yes	Alphabetically by Grade
Total Yes	13	14	11	10	6	8	16	15		
% Yes	76%	82%	65%	59%	35%	47%	94%	88%		67%