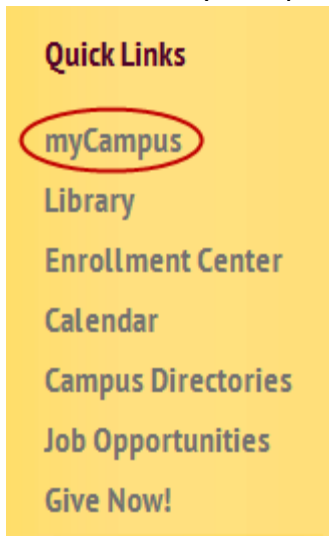


New Mail Login – Fairmont State University

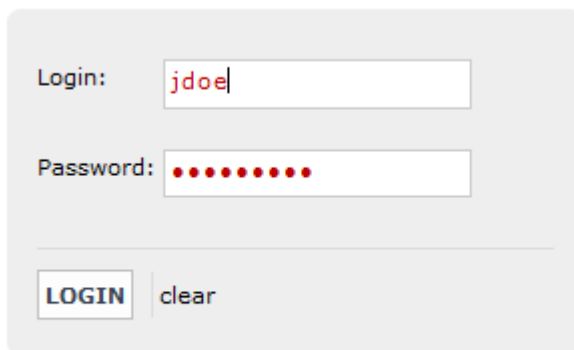
1. Go to the Fairmont State homepage (www.fairmontstate.edu)
2. Choose myCampus from the Quick Links menu.



3. Choose Returning Users Login.




4. Enter your UCA and password to login, if you haven't logged in before you will have to activate your account (See New Mail Account Activation).

A login form with a light gray background. It has two input fields: "Login:" with the text "jdoe" and "Password:" with red dots. Below the fields is a "LOGIN" button and a "clear" link.

[Reset Password](#)

5. Click on the Webmail icon inside the Applications box.



6. You are now in your new mail account.

