

## 12-month Enrollment 2019-20


Institution: Fairmont State University (237367)

### Undergraduate Instructional Activity Type

Which instructional activity units will you use to report undergraduate instructional activity?

- Undergraduate instructional activity data in Part B may be reported in units of clock hours or credit hours.
- Please note that any graduate level instructional activity must be reported in credit hours. (4-year institutions only)

- Clock hours
- Credit hours
- Both clock and credit hours (some undergraduate programs measured in clock hours and some measured in credit hours)

 You may use the box below to provide additional context for the data you have reported above. Context notes will be posted on the College Navigator website. Therefore, you should write all context notes using proper grammar (e.g., complete sentences with punctuation) and common language that can be easily understood by students and parents (e.g., spell out acronyms).

Institution: Fairmont State University (237367)

## Part A - Unduplicated Count for Full-time Undergraduate Students

12-month Unduplicated Count by Race/Ethnicity and Gender - Full-time Undergraduate Students

July 1, 2019 – June 30, 2020

## Reporting Reminders:

- The 12-month unduplicated count must be equal or greater than the corresponding prior year fall enrollment.
- Report Hispanic/Latino individuals of any race as Hispanic/Latino
- Report race for non-Hispanic/Latino individuals only
- Even though Teacher Preparation certificate programs may require a bachelor's degree for admission, they are considered subbaccalaureate undergraduate programs, and students in these programs are undergraduate students.

## Men

Students enrolled for <u>credit</u>	Degree/certificate-seeking			Total degree/certificate-seeking	Non-degree/non-certificate-seeking	Total, Full-time undergraduate students
	First-time	Transfer-in (non-first-time entering)	Continuing/Returning			
<u>Nonresident alien</u>	5	10	35	50		50
<u>Hispanic/Latino</u>	9	3	25	37		37
<u>American Indian or Alaska Native</u>	2	1		3		3
<u>Asian</u>	1		2	3		3
<u>Black or African American</u>	13	13	77	103		103
<u>Native Hawaiian or Other Pacific Islander</u>			1	1		1
<u>White</u>	271	97	735	1,103	4	1,107
Two or more races	10	4	35	49		49
<u>Race and ethnicity unknown</u>	3	1	3	7		7
<b>Total men</b>	<b>314</b>	<b>129</b>	<b>913</b>	<b>1,356</b>	<b>4</b>	<b>1,360</b>

## Women

Students enrolled for <u>credit</u>	Degree/certificate-seeking			Total degree/certificate-seeking	Non-degree/non-certificate-seeking	Total, Full-time undergraduate students
	First-time	Transfer-in (non-first-time entering)	Continuing/Returning			
<u>Nonresident alien</u>	9	6	20	35		35
<u>Hispanic/Latino</u>	7	1	14	22		22
<u>American Indian or Alaska Native</u>	1			1		1
<u>Asian</u>	1		8	9		9
<u>Black or African American</u>	6	6	29	41		41
<u>Native Hawaiian or Other Pacific Islander</u>			1	1		1
<u>White</u>	417	139	1,060	1,616	3	1,619
Two or more races	18	6	34	58		58
<u>Race and ethnicity unknown</u>	1		4	5		5
<b>Total women</b>	<b>460</b>	<b>158</b>	<b>1,170</b>	<b>1,788</b>	<b>3</b>	<b>1,791</b>
<b>Grand total (2019-20)</b>	<b>774</b>	<b>287</b>	<b>2,083</b>	<b>3,144</b>	<b>7</b>	<b>3,151</b>
<b>Prior year data:</b>						
Total Full-time undergraduate enrollment Fall 2019 <i>NOTE: Grand total (2019-20) calculated above is expected to be greater than total Full-time undergraduate enrollment Fall 2019.</i>	752	190	2,009	2,951	4	2,955

Institution: Fairmont State University (237367)

## Part A - Unduplicated Count for Part-time Undergraduate Students

12-month Unduplicated Count by Race/Ethnicity and Gender - Part-time Undergraduate Students

July 1, 2019 – June 30, 2020

## Reporting Reminders:

- The 12-month unduplicated count must be equal or greater than the corresponding prior year fall enrollment.
- Report Hispanic/Latino individuals of any race as Hispanic/Latino
- Report race for non-Hispanic/Latino individuals only
- Even though Teacher Preparation certificate programs may require a bachelor's degree for admission, they are considered subbaccalaureate undergraduate programs, and students in these programs are undergraduate students.

## Men

Students enrolled for <u>credit</u>	Degree/certificate-seeking			Total degree/certificate-seeking	Non-degree/non-certificate-seeking	Total, Part-time undergraduate students
	First-time	Transfer-in (non-first-time entering)	Continuing/Returning			
<u>Nonresident alien</u>		2	8	10		10
<u>Hispanic/Latino</u>			2	2	2	4
<u>American Indian or Alaska Native</u>			2	2		2
<u>Asian</u>			1	1	1	2
<u>Black or African American</u>	1	2	5	8	1	9
<u>Native Hawaiian or Other Pacific Islander</u>			1	1		1
<u>White</u>	7	21	148	176	81	257
Two or more races	2	1	5	8	3	11
<u>Race and ethnicity unknown</u>		1	1	2	1	3
<b>Total men</b>	<b>10</b>	<b>27</b>	<b>173</b>	<b>210</b>	<b>89</b>	<b>299</b>

## Women

Students enrolled for <u>credit</u>	Degree/certificate-seeking			Total degree/certificate-seeking	Non-degree/non-certificate-seeking	Total, Part-time undergraduate students
	First-time	Transfer-in (non-first-time entering)	Continuing/Returning			
<u>Nonresident alien</u>	1	1	1	3		3
<u>Hispanic/Latino</u>	1		8	9	5	14
<u>American Indian or Alaska Native</u>			1	1		1
<u>Asian</u>			2	2	1	3
<u>Black or African American</u>		1	9	10	4	14
<u>Native Hawaiian or Other Pacific Islander</u>		1	1	2		2
<u>White</u>	29	62	250	341	153	494
Two or more races		2	9	11	2	13
<u>Race and ethnicity unknown</u>	1		1	2	1	3
<b>Total women</b>	<b>32</b>	<b>67</b>	<b>282</b>	<b>381</b>	<b>166</b>	<b>547</b>

<b>Grand total (2019-20)</b>	<b>42</b>	<b>94</b>	<b>455</b>	<b>591</b>	<b>255</b>	<b>846</b>
<b>Prior year data:</b>						
Total Part-time undergraduate enrollment Fall 2019 <i>NOTE: Grand total (2019-20) calculated above is expected to be greater than total Part-time undergraduate enrollment Fall 2019.</i>	25	42	357	424	184	608

Institution: Fairmont State University (237367)

## Part A - Unduplicated Count for Graduate Students

**12-month Unduplicated Count by Race/Ethnicity and Gender - Graduate Students**

July 1, 2019 – June 30, 2020

## Reporting Reminders:

- The 12-month unduplicated count must be equal or greater than the corresponding prior year fall enrollment.
- Report Hispanic/Latino individuals of any race as Hispanic/Latino
- Report race for non-Hispanic/Latino individuals only
- Report **all** postbaccalaureate degree and certificate students as graduate students, **including any doctor's - professional practice students (formerly first-professional)**

**Men**

Students <u>enrolled for credit</u>	<u>Graduate students</u>
<u>Nonresident alien</u>	<input type="text" value="1"/>
<u>Hispanic/Latino</u>	<input type="text" value="1"/>
<u>American Indian or Alaska Native</u>	<input type="text" value="1"/>
<u>Asian</u>	<input type="text"/>
<u>Black or African American</u>	<input type="text" value="3"/>
<u>Native Hawaiian or Other Pacific Islander</u>	<input type="text"/>
<u>White</u>	<input type="text" value="94"/>
Two or more races	<input type="text" value="6"/>
<u>Race and ethnicity unknown</u>	<input type="text"/>
<b>Total men</b>	<b>106</b>
Total men prior year	94

**Women**

Students <u>enrolled for credit</u>	<u>Graduate students</u>
<u>Nonresident alien</u>	<input type="text"/>
<u>Hispanic/Latino</u>	<input type="text" value="6"/>
<u>American Indian or Alaska Native</u>	<input type="text"/>
<u>Asian</u>	<input type="text" value="1"/>
<u>Black or African American</u>	<input type="text" value="2"/>
<u>Native Hawaiian or Other Pacific Islander</u>	<input type="text"/>
<u>White</u>	<input type="text" value="241"/>
Two or more races	<input type="text" value="4"/>
<u>Race and ethnicity unknown</u>	<input type="text" value="1"/>
<b>Total women</b>	<b>255</b>
Total women prior year	194

<b>Grand total (2019-20)</b>	<b>361</b>
Prior year data:	
Unduplicated headcount (2018-19)	288
<b>i</b> Total enrollment Fall 2019 NOTE: Grand total (2019-20) calculated above is expected to be greater than Total enrollment Fall 2019.	240


Institution: Fairmont State University (237367)

Part A – 12-month Enrollment by Distance Education Status

**12-month Unduplicated Count - Distance Education Status**

July 1, 2019 – June 30, 2020

	Undergraduate Students		Graduate Students
	Degree/certificate-seeking	Non-degree/non-certificate-seeking	
Students <i>enrolled exclusively</i> in <u>distance education courses</u>	<input type="text" value="394"/>	<input checked="" type="checkbox"/> <input type="text" value="67"/>	<input type="text" value="278"/>
Students <i>enrolled in at least one but not all</i> distance education courses	<input type="text" value="2,415"/>	<input checked="" type="checkbox"/> <input type="text" value="8"/>	<input type="text" value="54"/>
Students <i>not enrolled in any</i> distance education courses	926	187	29
<b>Total (from prior part A screens)</b>	<b>3,735</b>	<b>262</b>	<b>361</b>

 You may use the box below to provide additional context for the data you have reported above. Context notes will be posted on the College Navigator website. Therefore, you should write all context notes using proper grammar (e.g., complete sentences with punctuation) and common language that can be easily understood by students and parents (e.g., spell out acronyms).

Institution: Fairmont State University (237367)

Part B - Instructional Activity

12-month Instructional Activity

July 1, 2019 - June 30, 2020

Instructional Activity Reporting Reminder:

- Instructional activity is used to calculate an IPEDS FTE based on the institution's reported calendar system.
- Graduate credit hour activity should not include any doctor's – professional practice activity, the total of those students' FTE is entered separately instead.

FTE Reporting Reminder:

- Institutions need not report their own calculations of undergraduate or graduate FTE unless IPEDS FTE calculations would be misleading for comparison purposes among all IPEDS reporting institutions.

Instructional Activity

	2019-20 total activity	Prior year data
Undergraduate level:		
<u>Credit hour activity</u>	94,377	99,456
Graduate level:		
<u>Credit hour activity</u>	3,918	3,515


Full-Time Equivalent (FTE) of Students

Calendar system (as reported on the prior year IC Header survey component):	Semester
---	----------

If the IPEDS calculated FTE estimates below are not reasonable, **AND** you have reported the correct instructional activity hours above, enter your best FTE estimate in the "Institution reported FTE" column below and save the page. This option should be used **ONLY** if the calculated estimate is not reasonable for your institution and IPEDS comparisons.

Please provide your best estimate of undergraduate and graduate FTE for the 12-month reporting period **only if the calculated FTE estimate below is not reasonable for IPEDS comparison purposes**. Please provide an explanation in the context box if the option is used due to Coronavirus Pandemic.

	Calculated FTE 2019-20	Institution reported FTE 2019-20	Prior year FTE 2018-19
Undergraduate student FTE	3,146	3,146	3,315
Graduate student FTE	163	163	146
<b>Total FTE students</b>	<b>3,309</b>	<b>3,309</b>	<b>3,461</b>

 Context notes will be posted on the College Navigator website. Therefore, you should write all context notes using proper grammar (e.g., complete sentences with punctuation) and common language that can be easily understood by students and parents (e.g., spell out acronyms).

Institution: Fairmont State University (237367)

## Summary screen

### 12-Month Enrollment Component Summary

IPEDS collects important information regarding your institution. All data reported in IPEDS survey components become available in the IPEDS Data Center and appear as aggregated data in various Department of Education reports. Additionally, some of the reported data appears specifically for your institution through the College Navigator website and is included in your institution's Data Feedback Report (DFR). The purpose of this summary is to provide you an opportunity to view some of the data that, when accepted through the IPEDS quality control process, will appear on the College Navigator website and/or your DFR. College Navigator is updated approximately three months after the data collection period closes and Data Feedback Reports will be available through the [Data Center](#) and sent to your institution's CEO in November 2020.

Please review your data for accuracy. If you have questions about the data displayed below after reviewing the data reported on the survey screens, please contact the IPEDS Help Desk at: 1-877-225-2568 or [ipedshelp@rti.org](mailto:ipedshelp@rti.org).

12-Month Unduplicated Headcount and Full-Time Equivalent Students	
Total 12-month unduplicated headcount	4,358
Undergraduate student unduplicated headcount	3,997
Graduate student unduplicated headcount	361
Total 12-month full-time equivalent (FTE) student enrollment	3,309
Undergraduate student FTE	3,146
Graduate student FTE	163