

This report aids you in reporting assessment information grouped by your professional or accreditation standards. Please choose the standard and your assessment results will be reported by criteria.

Order: 50043 > 2021-22 Benchworks Teacher Education Employer Assessment

Population: Fairmont State University > All Respondents (no filter selected) (11 responses)

Report Selections [Close](#)

Standard:

Criteria:

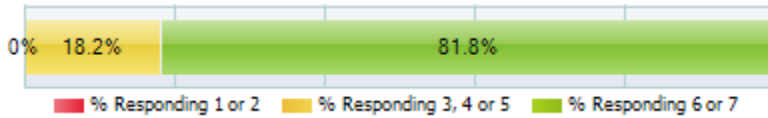
Mean Frequency

Show up to Criteria per Report Page

[< Prev](#) Report Page of 2 [Next >](#)

Standard 1: 1.1 Content and pedagogical knowledge

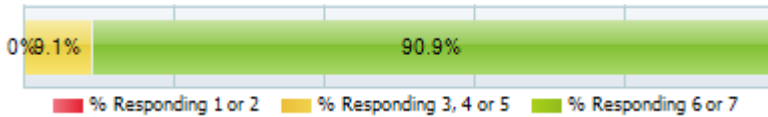
Q009. Learning Outcomes - To what degree are you satisfied with recent graduates (i.e., graduated five or fewer years ago) from this program regarding their ability to: Apply knowledge of assessment strategies



Key Text	N (%N)
(1) Not at all	0 (0%)
(2)	0 (0%)
(3)	0 (0%)
(4) Moderately	0 (0%)
(5)	2 (18.2%)
(6)	5 (45.5%)
(7) Extremely	4 (36.4%)

% Resp = 100.0 %
N = 11
Mean = 6.18
Std Dev = 0.72

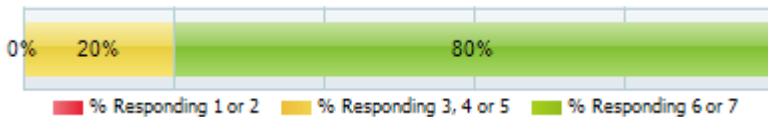
Q010. Learning Outcomes - To what degree are you satisfied with recent graduates (i.e., graduated five or fewer years ago) from this program regarding their ability to: Build collaborative professional relationships



Key Text	N (%N)
(1) Not at all	0 (0%)
(2)	0 (0%)
(3)	0 (0%)
(4) Moderately	1 (9.1%)
(5)	0 (0%)
(6)	4 (36.4%)
(7) Extremely	6 (54.5%)

% Resp = 100.0 %
N = 11
Mean = 6.36
Std Dev = 0.88

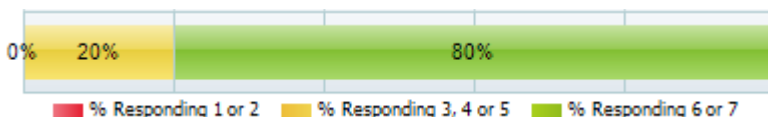
Q011. Learning Outcomes - To what degree are you satisfied with recent graduates (i.e., graduated five or fewer years ago) from this program regarding their ability to: Create a productive classroom environment



Key Text	N (%N)
(1) Not at all	0 (0%)
(2)	0 (0%)
(3)	0 (0%)
(4) Moderately	1 (10%)
(5)	1 (10%)
(6)	3 (30%)
(7) Extremely	5 (50%)

% Resp = 90.9 %
N = 10
Mean = 6.20
Std Dev = 0.98

Q012. Learning Outcomes - To what degree are you satisfied with recent graduates (i.e., graduated five or fewer years ago) from this program regarding their ability to: Demonstrate effective classroom instruction



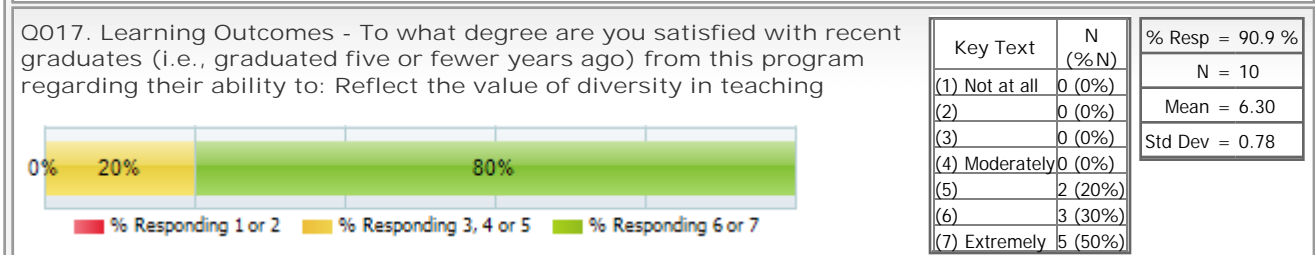
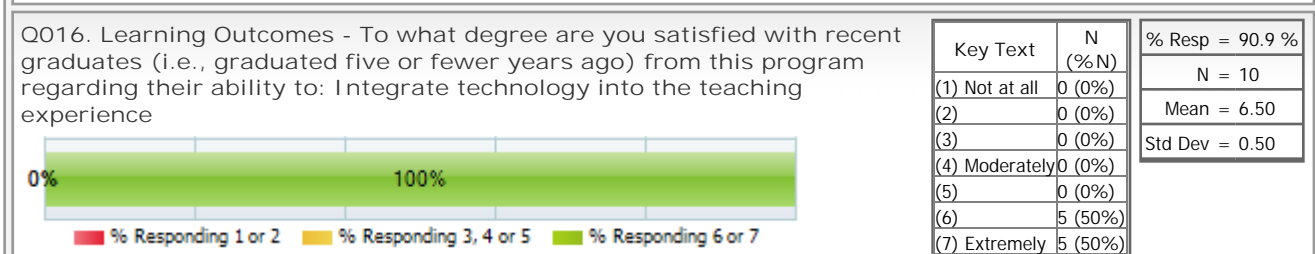
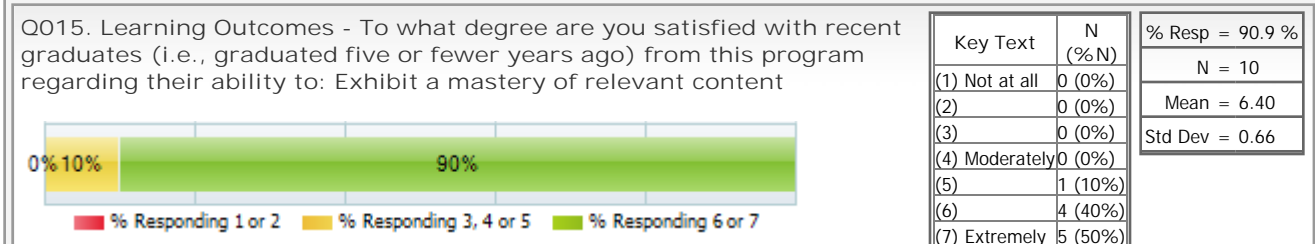
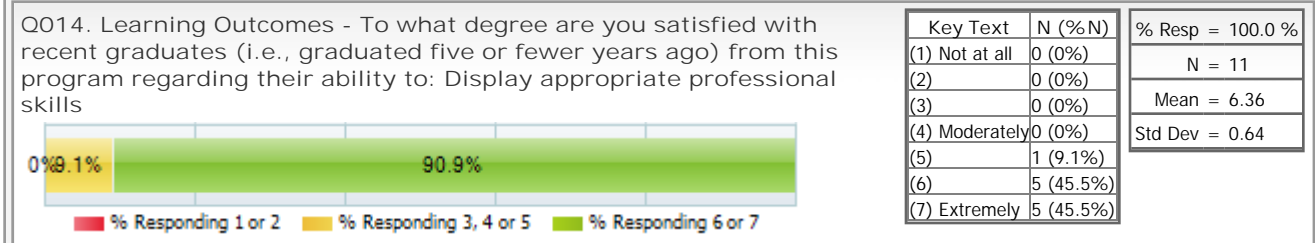
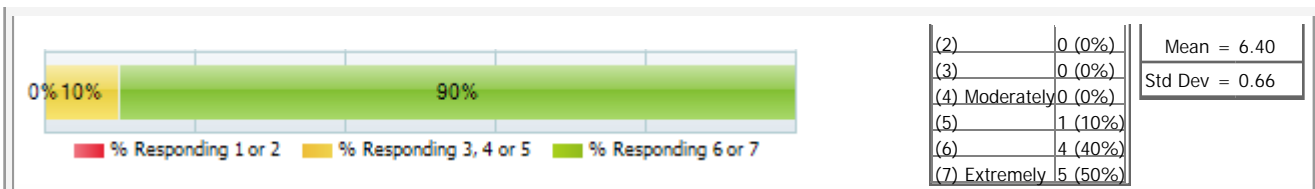
Key Text	N (%N)
(1) Not at all	0 (0%)
(2)	0 (0%)
(3)	0 (0%)
(4) Moderately	0 (0%)
(5)	2 (20%)
(6)	3 (30%)
(7) Extremely	5 (50%)

% Resp = 90.9 %
N = 10
Mean = 6.30
Std Dev = 0.78

Q013. Learning Outcomes - To what degree are you satisfied with recent graduates (i.e., graduated five or fewer years ago) from this program regarding their ability to: Develop effective lesson plans

Key Text	N (%N)
(1) Not at all	0 (0%)

% Resp = 90.9 %
N = 10



[back to top](#)