

Report : Custom Performance Report

Report Generated by Taskstream

Report Format : READ 6330 S22

DRF Template(s) : READ 6330 Spring 2022









Program(s) : READ 6330 Spring 2022

Date Range : Evaluations completed between : 01/01/2022 - 05/21/2022

Authors : 4 Authors matched search criteria

Report Generated : Sunday, April 23, 2023

Action Research Data Analysis and Implications

Rubric Criteria	Authors evaluated	Results for Group	Graph (avg. for group)
			0% 20% 40% 60% 80% 100%
Results - Data Analysis Folio Area: Portfolio: Section Four: Action Research Data Analysis DRF Template: READ 6330 Spring 2022	4 of 4 (100%)	Avg. =4.00/4 (100.00%) Average	
Results - Explanation of Findings Folio Area: Portfolio: Section Four: Action Research Data Analysis DRF Template: READ 6330 Spring 2022	4 of 4 (100%)	Avg. =3.75/4 (93.75%) Average	
Discussion –Conclusions About Impact on Student Learning or program Folio Area: Portfolio: Section Four: Action Research Data Analysis DRF Template: READ 6330 Spring 2022	4 of 4 (100%)	Avg. =4.00/4 (100.00%) Average	
Results - Data Analysis Folio Area: Final Portfolio: Final Action Research Report DRF Template: READ 6330 Spring 2022	4 of 4 (100%)	Avg. =4.00/4 (100.00%) Average	
Results - Explanation of Findings Folio Area: Final Portfolio: Final Action Research Report DRF Template: READ 6330 Spring 2022	4 of 4 (100%)	Avg. =4.00/4 (100.00%) Average	
Discussion –Conclusions About Impact on Student Learning or program Folio Area: Final Portfolio: Final Action Research Report DRF Template: READ 6330 Spring 2022	4 of 4 (100%)	Avg. =4.00/4 (100.00%) Average	
Discussion – Implications for Personal Practice Folio Area: Final Portfolio: Final Action Research Report DRF Template: READ 6330 Spring 2022	4 of 4 (100%)	Avg. =3.00/4 (75.00%) Average	
Average of 7 Criterion Average		3.82/4 (95.54%)	

AVERAGE FOR ALL CRITERIA

3.82/4



(95.54%)