

WEST VIRGINIA HIGHER EDUCATION POLICY COMMISSION

WEST VIRGINIA COUNCIL FOR COMMUNITY AND
TECHNICAL COLLEGE EDUCATION

Higher Education Graduation Statistical Overview

2006-07



1018 KANAWHA BLVD EAST
SUITE 700
CHARLESTON, WV 25301

David R. Tyson
Chair



Brian Noland
Chancellor

West Virginia Higher Education Policy Commission

1018 Kanawha Boulevard East, Suite 700
Charleston, WV 25301
(304) 558-0699
www.hepc.wvnet.edu

MEMORANDUM

TO: Commission Members

FROM: Brian Noland *B. Noland*

DATE: September 7, 2007

RE: Higher Education Graduation Statistical Overview 2006-07

Last week, the Division of Policy and Planning Division released its annual Higher Education Graduation Statistical Overview. The following memo provides an overview of the findings.

- Public higher education institutions awarded 14,733 certificates and degrees in 2006-07. Bachelor's degrees made up 8,278 or 56% of total awards; while 3,225, or 22% were at the associate's and certificate level. There were 3,230 graduate and first professional degrees awarded, making up 22% of the total.
- Independent institutions awarded 2,682 certificates and degrees in 2006-07. Bachelor's degrees made up 1,961 or 73% of total awards; while 299 or 11% were at the associate's and certificate level. Graduate degrees comprised 422 or 16% of the total.
- From 1996-97 to 2006-07, total certificates and degrees awarded by public institutions increased 25% from 11,823 to 14,733.
- From 1996-97 to 2006-07, total certificates and degrees awarded by independent institutions rose nearly 50% from 1,794 to 2,682.
- From 1996-97 to 2006-07, the number of bachelor's degrees awarded by public institutions increased more than 20% from 6,876 to 8,278, which is the highest number of bachelor's degrees awarded during the past decade.
- From 1996-97 to 2006-07, independent institutions awarded almost 52% more bachelor's degrees, increasing from 1,294 to 1,961.

September 7, 2007

Page 2

- From 1996-97 to 2006-07, graduate and first professional degrees awarded by public institutions increased by 23% from 2,626 to 3,230. This is a very slight increase over the prior year demonstrating a decade high for this sector.
- From 1996-97 to 2006-07, independent institutions increased their graduate degree awards 210% from 136 to 422.

To view this report in its entirety, please visit the HEPC *Reports* webpage:
<http://www.hepc.wvnet.edu/resources/index.html?./menu.html&title.html&reports.html>.

West Virginia Higher Education Graduation Report 2006-07

Certificates and Degrees Awarded by Level, 2006-07, Public and Independent Institutions.....	1
Certificates and Degrees Conferred By Level, 2006-07	2
Total Certificates and Degrees Awarded, 1995-96 through 2006-07	3
Undergraduate Awards, 2005-06 and 2006-07	4
Certificates and Associate's Degrees, 1996-97 through 2006-07	5
Bachelor's Degrees, 1996-97 through 2006-07.....	6
Graduate/First Professional Awards, 2005-06 and 2006-07.....	7
Graduate and First Professional Degrees, 1996-97 through 2006-07	8
Certificates and Degrees Conferred for Public Institutions by CIP and Discipline 2006-07	9
Certificates and Degrees Conferred for Independent Institutions by CIP and Discipline 2006-07	10
Certificates and Degrees Conferred for Public Institutions by Level, Discipline, and Institution 2006-07	11-20
Certificates and Degrees Conferred for Independent Institutions by Level, Discipline, and Institution 2006-07	21-24
6-Year Graduation Rates of First-Time, Full-Time Bachelor's Degree-Seeking Freshmen.....	25
3-Year Graduation Rates of First-Time, Full-Time Certificate/Associate's Degree-Seeking Freshmen.....	26
6-Year Graduation Rates of First-Time, Full-Time Certificate/Associate's Degree-Seeking Freshmen.....	27
Definitions	28

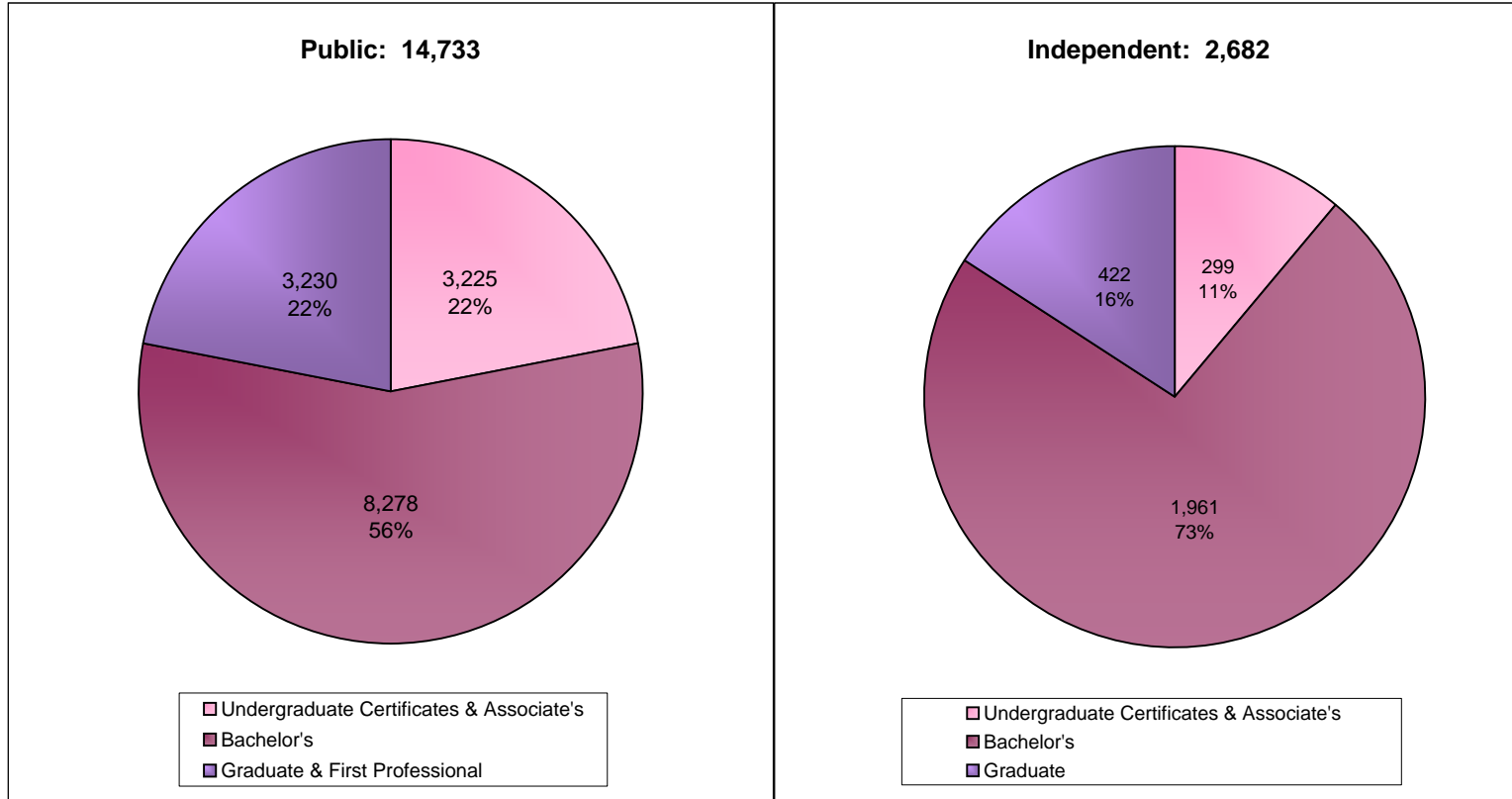
Release Date: August 2007

Prepared by the Office of Policy and Planning

1018 Kanawha Boulevard, East, Suite 700
Charleston, West Virginia 25301
Telephone (304) 558-1112
Fax (304) 558-4820

For more information: <http://www.hepc.wvnet.edu>

Certificates and Degrees Awarded by Level, 2006-07 Public and Independent Institutions

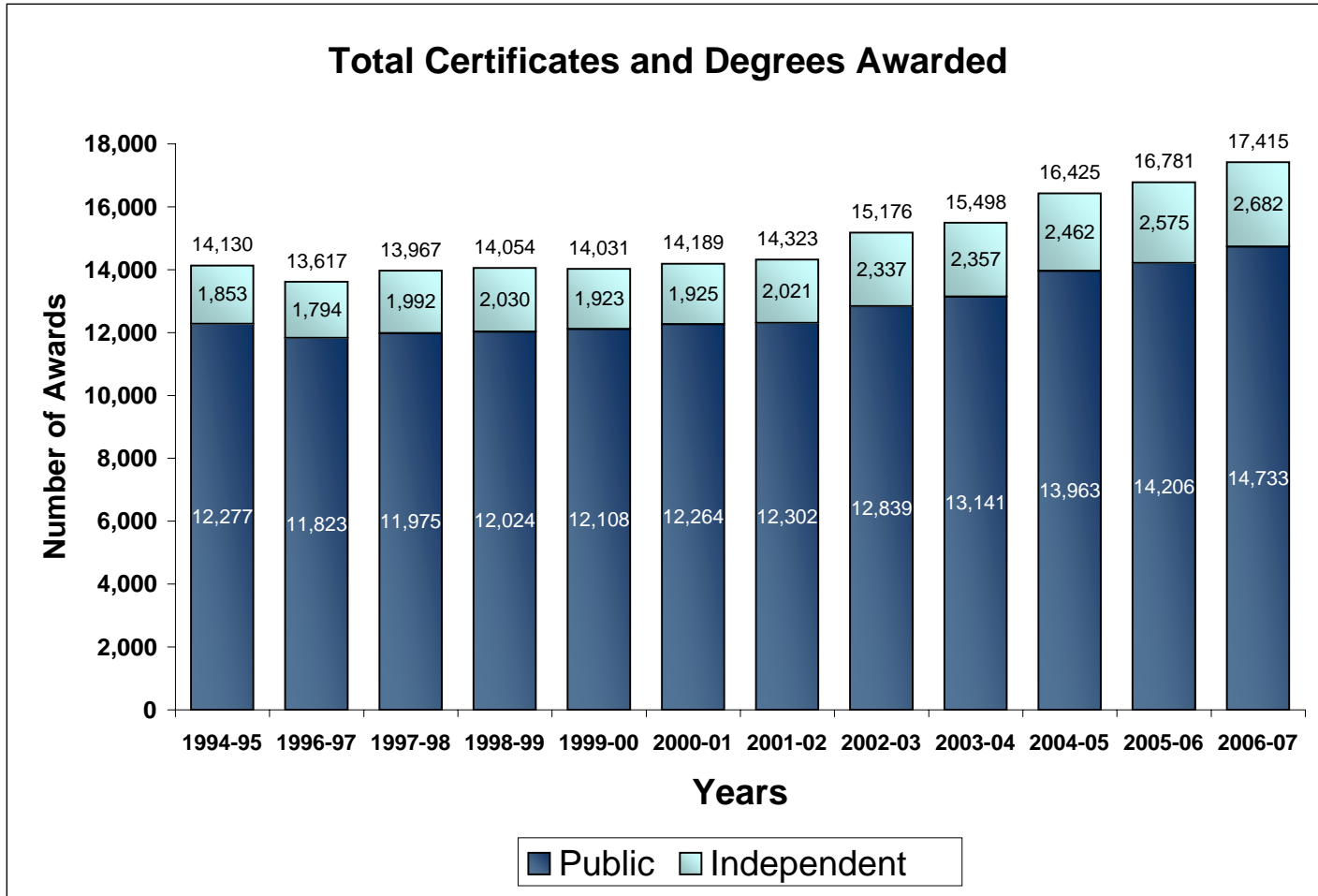


- Public higher education institutions awarded 14,733 certificates and degrees in 2006-07. Bachelor's degrees made up 8,278 or 56% of total awards; while 3,225, or (22%) were at the associate's and certificate level. There were 3,230 graduate and first professional degrees awarded, making up 22% of the total.
- Independent institutions awarded 2,682 certificates and degrees in 2006-07. Bachelor's degrees made up 1,961 or (73%) of total awards; while 299 or (11%) were at the associate's and certificate level. Graduate degrees comprised 422 (16%) of the total.

Certificates and Degrees Conferred by Level 2006-07

Institutions	Undergraduate Certificates	Associate's	Bachelor's	First Professional	Master's	Post- Master's	Doctoral	Total
<u>Higher Education Policy Commission</u>								
Bluefield State College	--	96	224	--	--	--	--	320
Concord University	--	2	398	--	25	--	--	425
Fairmont State University	--	73	661	--	47	--	--	781
Glennville State College	--	32	182	--	--	--	--	214
Marshall University	--	96	1,389	47	945	17	25	2,519
Potomac State College of WVU	2	164	2	--	--	--	--	168
Shepherd University	--	--	589	--	19	--	--	608
West Liberty State College	--	33	374	--	--	--	--	407
WV School of Osteopathic Medicine	--	--	--	96	--	--	--	96
WV State University	--	--	464	--	7	--	--	471
West Virginia University	--	--	3,614	396	1,455	--	147	5,612
WVU Institute of Technology	--	--	232	--	4	--	--	236
Total HEPC	2	496	8,129	539	2,502	17	172	11,857
<u>Council for Comm & Tech College Education</u>								
Blue Ridge Community and Technical College	162	167	--	--	--	--	--	329
Comm & Tech College at WVU Tech	7	130	--	--	--	--	--	137
Eastern WV Comm & Tech College ¹	4	26	--	--	--	--	--	30
Marshall Comm & Tech College	17	343	--	--	--	--	--	360
New River Comm & Tech College	44	172	--	--	--	--	--	216
Pierpont Community and Technical College	90	251	--	--	--	--	--	341
Southern WV Comm & Tech College	47	281	--	--	--	--	--	328
WV Northern Community College	76	236	--	--	--	--	--	312
WV State Comm & Tech College	24	250	--	--	--	--	--	274
WVU at Parkersburg	55	345	149	--	--	--	--	549
Total CCTCE	526	2,201	149	0	0	0	0	2,876
Total Public Higher Ed	528	2,697	8,278	539	2,502	17	172	14,733
<u>Independent Institutions</u>								
Alderson-Broaddus College	--	10	126	--	60	--	--	196
Appalachian Bible College	4	12	34	--	1	--	--	51
Bethany College	--	--	208	--	--	--	--	208
Davis & Elkins College	--	44	73	--	--	--	--	117
Mountain State University	--	170	703	--	207	0	--	1,080
Ohio Valley University	--	36	125	--	--	--	--	161
University of Charleston	--	23	145	--	20	--	--	188
WV Wesleyan College	--	--	289	--	39	--	--	328
Wheeling Jesuit University	--	--	258	--	40	--	55	353
Total Independent Institutions	4	295	1,961	0	367	0	55	2,682
Total Higher Ed	532	2,992	10,239	539	2,869	17	227	17,415

¹ Students reported at Eastern WV Community and Technical College were officially enrolled at Southern WV Community and Technical College in courses provided at Eastern.



•From 1996-97 to 2006-07, total certificates and degrees awarded by public institutions increased 25% from 11,823 to 14,733. Degree production increased nearly 4% over the past year, establishing the peak of the decade.

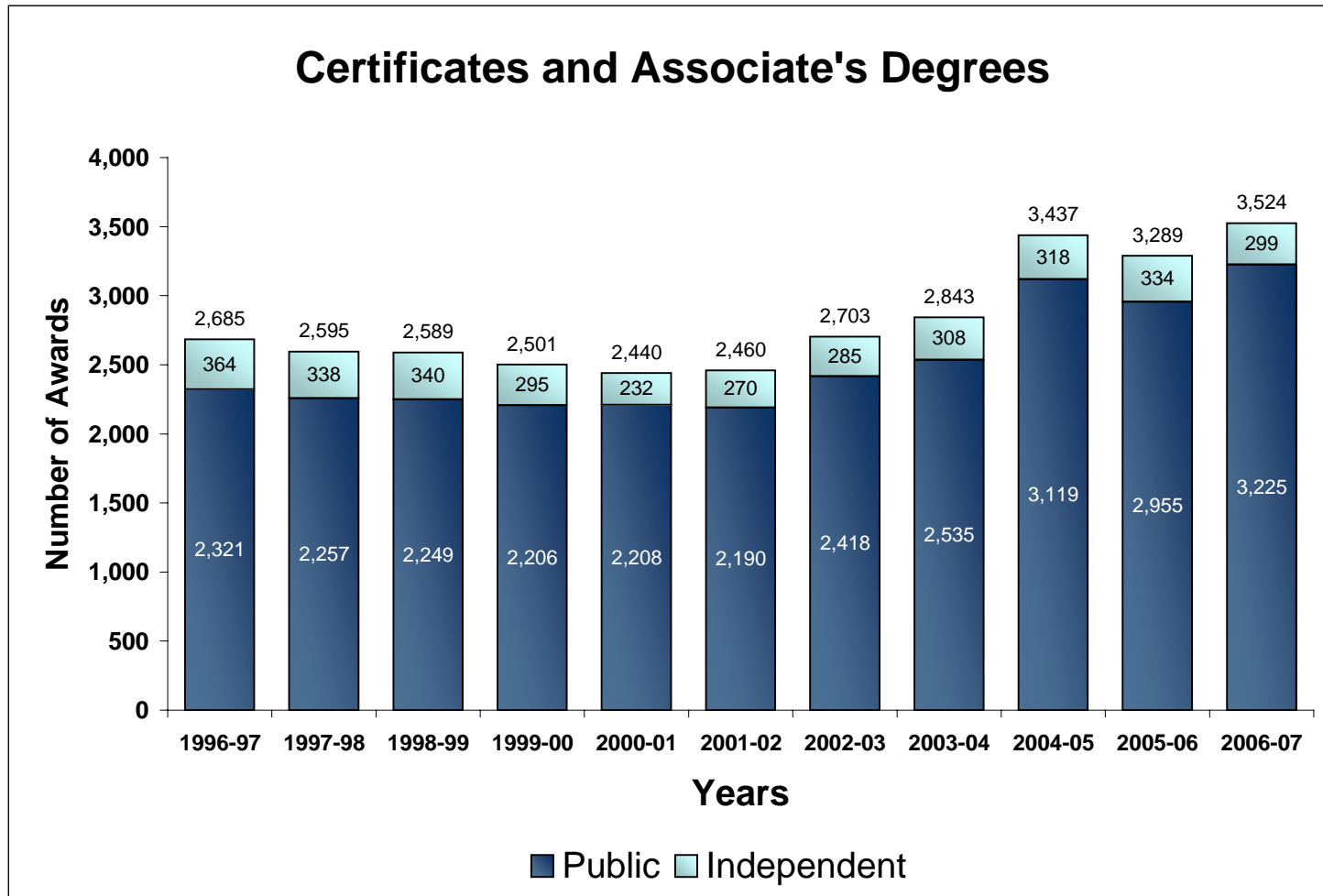
•From 1996-97 to 2006-07, total certificates and degrees awarded by independent institutions rose nearly 50% from 1,794 to 2,682; also replacing last year's graduating class as the peak of the decade for this sector of higher education.

Note: Salem International University became a for-profit institution in 2005 and therefore is not included in figures from 2005-06 and beyond.

Undergraduate Awards, 2005-06 and 2006-07

Institutions	Undergraduate Certificates			Associate's Degrees			Bachelor's Degrees			Total Undergraduate Awards		
	2005-06	2006-07	% Change	2005-06	2006-07	% Change	2005-06	2006-07	% Change	2005-06	2006-07	% Change
<u>Higher Education Policy Commission</u>												
Bluefield State College	--	--	--	110	96	-13%	204	224	10%	314	320	2%
Concord University	--	--	--	1	2	--	400	398	-1%	401	400	0%
Fairmont State University	--	--	--	68	73	7%	606	661	9%	674	734	9%
Glenville State College	--	--	--	31	32	3%	200	182	-9%	231	214	-7%
Marshall University	--	--	--	84	96	14%	1,433	1,389	-3%	1,517	1,485	-2%
Potomac State College of WVU	1	2	100%	133	164	23%	--	2	--	134	168	25%
Shepherd University	--	--	--	--	--	--	558	589	6%	558	589	6%
West Liberty State College	--	--	--	30	33	10%	419	374	-11%	449	407	-9%
WV State University	--	--	--	--	--	--	473	464	-2%	473	464	-2%
West Virginia University	--	--	--	--	--	--	3,372	3,614	7%	3,372	3,614	7%
WVU Institute of Technology	--	--	--	--	--	--	264	232	-12%	264	232	-12%
Total	1	2	100%	457	496	9%	7,929	8,129	3%	8,387	8,627	3%
<u>Council for Comm & Tech College Education</u>												
Blue Ridge Community & Tech College	67	162	142%	135	167	24%	--	--	--	202	329	63%
Comm & Tech College at WVU Tech	11	7	-36%	117	130	11%	--	--	--	128	137	7%
Eastern WV Comm & Tech College ¹	--	4	--	19	26	37%	--	--	--	19	30	58%
Pierpont Comm & Tech College	81	17	-79%	251	343	37%	--	--	--	332	360	8%
Marshall Comm & Tech College	12	44	267%	368	172	-53%	--	--	--	380	216	-43%
New River Comm & Tech College	45	90	100%	168	251	49%	--	--	--	213	341	60%
Southern WV Comm & Tech College	45	47	4%	269	281	4%	--	--	--	314	328	4%
WV Northern Community College	73	76	4%	260	236	-9%	--	--	--	333	312	-6%
WV State Comm & Tech College	22	24	9%	176	250	42%	--	--	--	198	274	38%
WVU at Parkersburg	19	55	189%	359	345	-4%	96	149	55%	474	549	16%
Total	375	526	40%	2,122	2,201	4%	96	149	55%	2,593	2,876	11%
Total Public Institutions	376	528	40%	2,579	2,697	5%	8,025	8,278	3%	10,980	11,503	5%
<u>Independent Institutions</u>												
Alderson-Broadus College	--	--	--	5	10	100%	129	126	-2%	134	136	1%
Appalachian Bible College	11	4	-64%	9	12	33%	55	34	-38%	75	50	-33%
Bethany College	--	--	--	--	--	--	198	208	5%	198	208	5%
Davis & Elkins College	--	--	--	46	44	-4%	99	73	-26%	145	117	-19%
Mountain State University	3	0	-100%	202	170	-16%	605	703	16%	810	873	8%
Ohio Valley University	--	--	--	28	36	29%	100	125	25%	128	161	26%
University of Charleston	--	--	--	30	23	-23%	110	145	32%	140	168	20%
WV Wesleyan College	--	--	--	--	--	--	311	289	-7%	311	289	-7%
Wheeling Jesuit University	--	--	--	--	--	--	299	258	-14%	299	258	-14%
Total Independent Institutions	14	4	-71%	320	295	-8%	1,906	1,961	3%	2,240	2,260	1%
Statewide Total	390	532	36%	2,899	2,992	3%	9,931	10,239	3%	13,220	13,763	4%

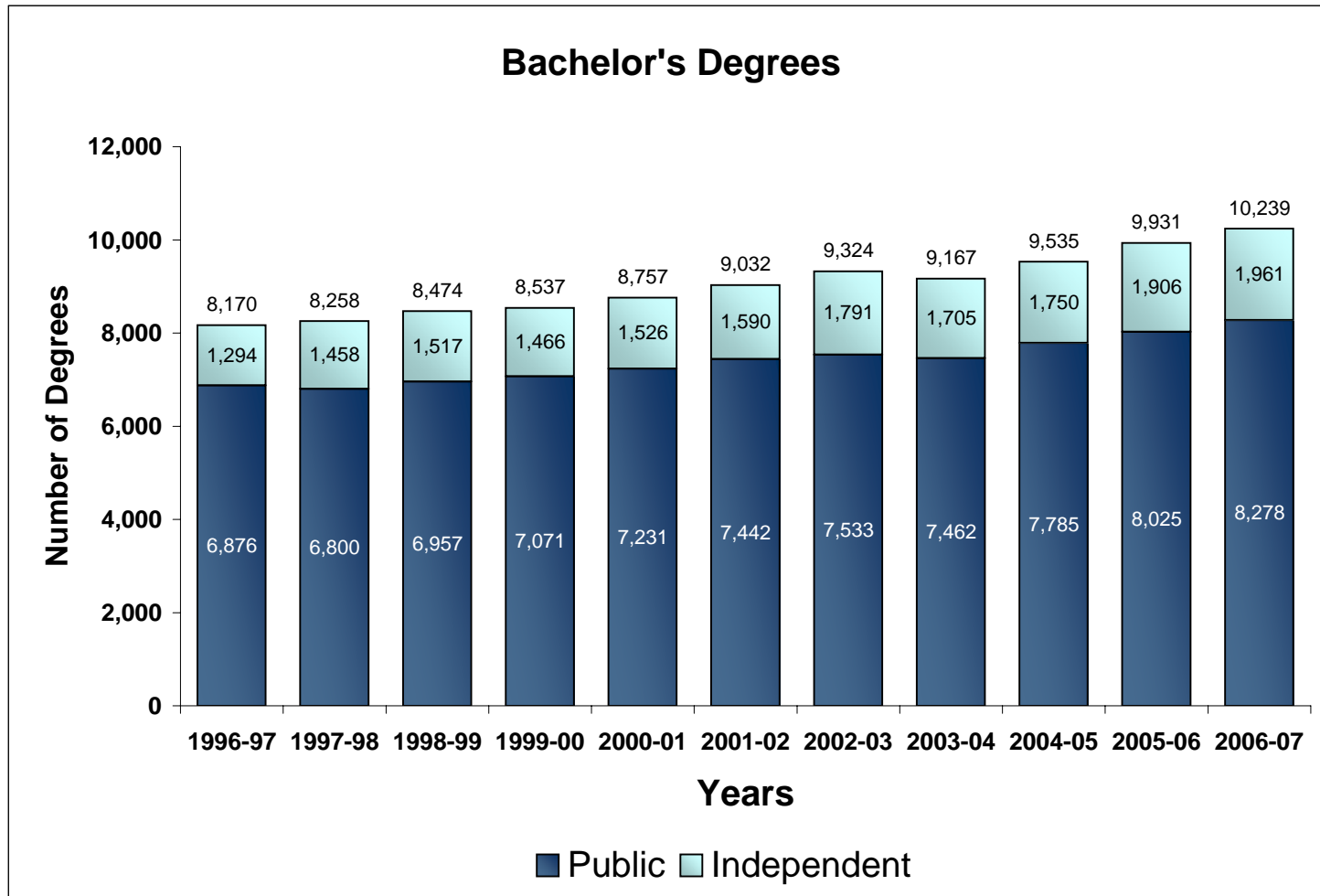
¹ Students reported at Eastern WV Community and Technical College were officially enrolled at Southern WV Community and Technical College in courses provided at Eastern.



•From 1996-97 to 2006-07, the number of certificates and associate's degrees awarded by public institutions rose 39% from 2,321 to 3,225. This sets a new record for the decade.

•Over the same time period, independent institutions awarded 18% fewer certificates and associate's degrees, moving from 364 to 299. The 2006-07 figures represent the first dip in six years for this sector.

Note: Salem International University became a for-profit institution in 2005 and therefore is not included in figures from 2005-06 and beyond.



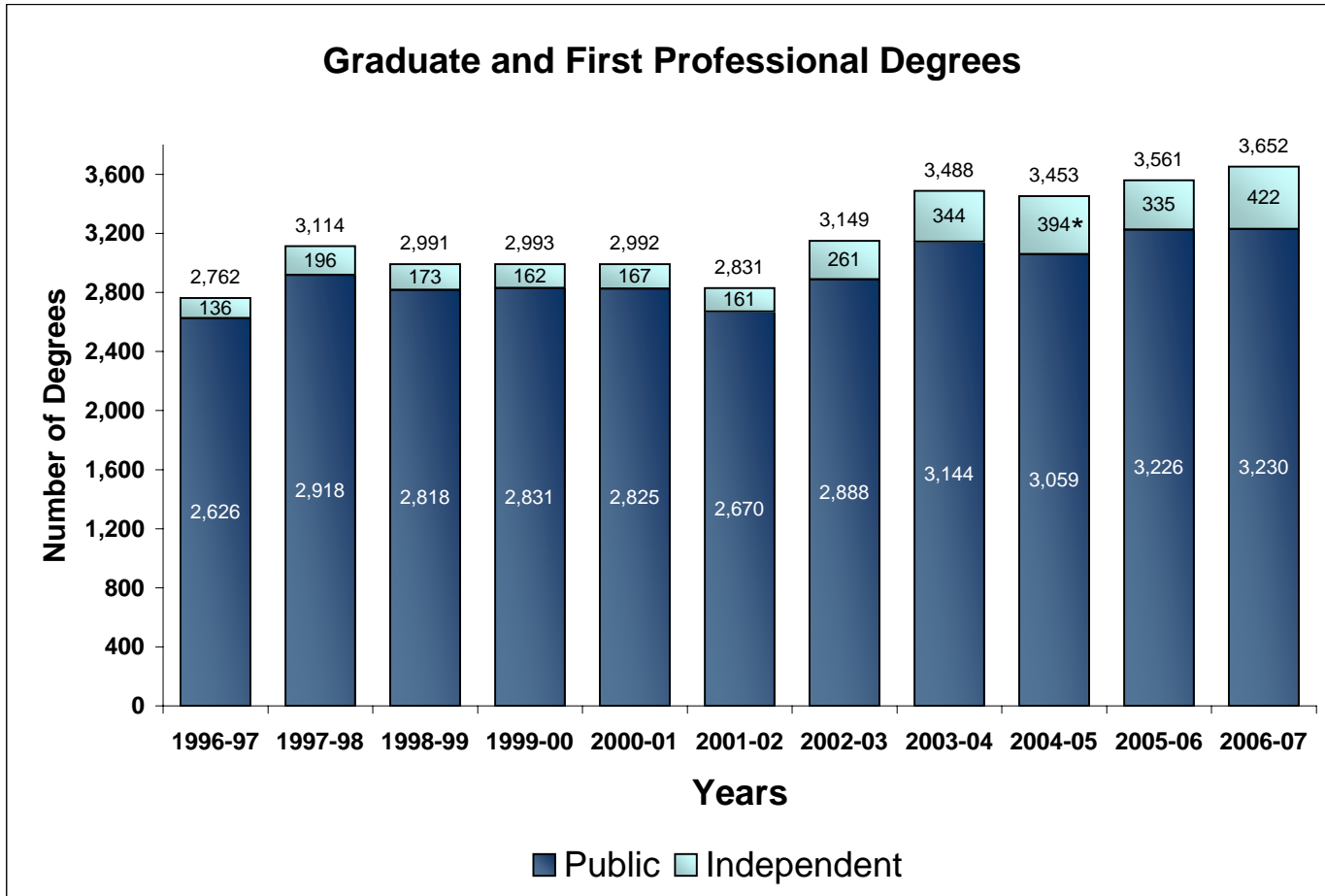
•From 1996-97 to 2006-07, the number of bachelor's degrees awarded by public institutions increased more than 20% from 6,876 to 8,278. This is the highest number of bachelor's degrees awarded during the past decade.

•Over the same time period, independent institutions awarded almost 52% more bachelor's degrees, increasing from 1,294 to 1,961. This sector of higher education is on the rise again after a dip in 2003-04, and is now at a record figure for this decade.

Note: Salem International University became a for-profit institution in 2005 and therefore is not included in figures from 2005-06 and beyond.

Graduate/First Professional Awards, 2005-06 and 2006-07

Institutions	First Professional Degrees			Master's Degrees			Post-Master's Certificates			Doctoral Degrees			Total Graduate/First Prof Awards		
	2005-06	2006-07	% Change	2005-06	2006-07	% Change	2005-06	2006-07	% Change	2005-06	2006-07	% Change	2005-06	2006-07	% Change
Baccalaureate and Graduate Institutions															
Concord University	--	--	--	9	25	178%	--	--	--	--	--	--	9	25	178%
Fairmont State University	--	--	--	27	47	74%	--	--	--	--	--	--	27	47	74%
Marshall University	46	47	2%	861	945	10%	29	17	-41%	11	25	127%	947	1,034	9%
Shepherd University	--	--	--	12	19	58%	--	--	--	--	--	--	12	19	58%
WV School of Osteopathic Medicine	79	96	22%	--	--	--	--	--	--	--	--	--	79	96	22%
WV State University	--	--	--	6	7	--	--	--	--	--	--	--	6	7	17%
West Virginia University	351	396	13%	1,619	1,455	-10%	--	--	--	168	147	-13%	2,138	1,998	-7%
WVU Institute of Technology	--	--	--	8	4	-50%	--	--	--	--	--	--	8	4	-50%
Total Public Institutions	476	539	13%	2,542	2,502	-2%	29	17	-41%	179	172	-4%	3,226	3,230	0.12%
Independent Institutions															
Alderson-Broaddus College	--	--	--	43	60	40%	--	--	--	--	--	--	43	60	40%
Appalachian Bible College	--	--	--	--	1	0%	--	--	--	--	--	--	-	1	0%
Mountain State University	--	--	--	195	207	6%	--	--	--	--	--	--	195	207	6%
University of Charleston	--	--	--	7	20	186%	--	--	--	--	--	--	7	20	186%
WV Wesleyan College	--	--	--	35	39	11%	--	--	--	--	--	--	35	39	11%
Wheeling Jesuit University	--	--	--	32	40	25%	--	--	--	23	55	139%	55	95	73%
Total Independent Institutions	-	-	-	312	367	18%	-	-	-	23	55	139%	335	422	26%
Statewide Total	476	539	13%	2,854	2,869	1%	29	17	-41%	202	227	12%	3,561	3,652	3%



•From 1996-97 to 2006-07, graduate and first professional degrees awarded by public institutions increased by 23% from 2,626 to 3,230. This is a very slight increase over the prior year demonstrating a decade high for this sector.

•From 1996-97 to 2006-07, independent institutions increased their graduate degree awards 210% from 136 to 422, representing a record-breaker for this decade.

*Much of the decline from 2004-05 to 2005-06 is attributable to the exclusion of Salem International University, which became a for-profit institution in 2005 and is not included in figures from 2005-06 and beyond.

Certificates and Degrees Conferred for Public Institutions by CIP and Discipline 2006-07

CIP* and Discipline	Undergrad Certificate	Associate's Degree	Bachelor's Degree	First Professional	Master's Degree	Post Master's Certificate	Doctoral Degree	Total Awards
01 Agriculture, Ag Ops, & Related Sci	0	11	120	0	23	0	2	156
03 Natural Resources and Conservation	0	19	97	0	20	0	6	142
04 Architecture & Related Services	0	0	25	0	0	0	0	25
09 Communication, Journalism, & Related Pgms	1	16	484	0	115	0	1	617
10 Comm Technologies/Technicians & Support Svcs	0	24	17	0	0	0	0	41
11 Computer & Info Sciences & Support Svcs	26	68	104	0	38	0	3	239
12 Personal & Culinary Services	3	12	0	0	0	0	0	15
13 Education	11	32	970	0	956	9	36	2,014
14 Engineering	0	11	419	0	166	0	25	621
15 Engineering Technologies/Technicians	4	156	126	0	7	0	0	293
16 Foreign Languages, Literatures, & Linguistics	6	13	56	0	36	0	0	111
19 Family & Consumer Sciences/Human Sciences	0	27	137	0	4	0	0	168
22 Legal Professions & Studies	11	26	0	163	3	0	0	203
23 English Language & Literature/Letters	0	0	185	0	47	0	3	235
24 Liberal Arts & Sciences, Gen Studies & Humanities	57	320	94	0	6	0	0	477
24 Regents Bachelor of Arts	0	0	800	0	0	0	0	800
24 Board of Governors Associate of Applied Science	0	348	0	0	0	0	0	348
26 Biological & Biomedical Sciences	0	0	416	0	45	0	28	489
27 Mathematics & Statistics	0	0	32	0	20	0	1	53
30 Multi/Interdisciplinary Studies	4	84	332	0	22	0	1	443
31 Parks, Recreation, Leisure & Fitness Studies	0	0	200	0	34	0	0	234
38 Philosophy & Religious Studies	0	0	10	0	0	0	0	10
40 Physical Sciences	0	2	102	0	22	0	9	135
41 Science Technologies/Technicians	47	52	0	0	0	0	0	99
42 Psychology	0	0	344	0	41	8	18	411
43 Security & Protective Services	29	154	259	0	28	0	0	470
44 Public Administration & Soc Svc Professions	0	12	100	0	114	0	0	226
45 Social Sciences	0	0	481	0	45	0	10	536
47 Mechanic & Repair Technologies/Technicians	18	28	0	0	0	0	0	46
48 Precision Production	17	20	0	0	0	0	0	37
50 Visual and Performing Arts	0	18	241	0	30	0	5	294
51 Health Professions & Related Clinical Sci	196	811	611	376	285	0	15	2,294
52 Business, Mgt, Mktg, & Related Support Svcs	98	433	1,366	0	379	0	4	2,280
54 History	0	0	150	0	16	0	5	171
Total for all Majors	528	2,697	8,278	539	2,502	17	172	14,733

* CIP (Classification of Instructional Programs) codes are national standards for categorizing programs.

Certificates and Degrees Conferred for Independent Institutions
by CIP and Discipline
2006-07

CIP* and Discipline	Undergrad Certificate	Associate's Degree	Bachelor's Degree	First Professional	Master's Degree	Post Master's Certificate	Doctoral Degree	Total Awards
01 Agriculture, Ag Ops, and Related Science	0	0	1	0	0	0	0	1
03 Natural Resources and Conservation	0	3	9	0	0	0	0	12
05 Area, Ethnic, Cultural, & Gender Studies	0	0	1	0	0	0	0	1
09 Communication, Journalism, & Related Pgms	0	0	50	0	0	0	0	50
10 Computer Technologies/Technicians & Support Services	0	0	0	0	0	0	0	0
11 Computer & Info Sciences & Support Svcs	0	4	42	0	0	0	0	46
12 Personal & Culinary Services	0	5	2	0	0	0	0	7
13 Education	0	3	131	0	0	0	0	134
14 Engineering	0	0	4	0	0	0	0	4
16 Foreign Languages, Literatures, & Linguistics	0	0	8	0	0	0	0	8
19 Family & Consumer Sciences/Human Sciences	0	0	1	0	0	0	0	1
22 Legal Professions & Studies	0	5	3	0	0	0	0	8
23 English Language & Literature/Letters	0	0	35	0	0	0	0	35
24 Liberal Arts & Sciences, Gen Studies & Humanities	0	64	53	0	0	0	0	117
26 Biological & Biomedical Sciences	0	10	108	0	0	0	0	118
27 Mathematics & Statistics	0	0	11	0	0	0	0	11
30 Multi/Interdisciplinary Studies	0	0	47	0	6	0	0	53
31 Parks, Recreation, Leisure & Fitness Studies	0	0	28	0	0	0	0	28
38 Philosophy & Religious Studies	0	0	9	0	0	0	0	9
39 Theology & Religious Vocations	4	12	47	0	2	0	0	65
40 Physical Sciences	0	0	31	0	0	0	0	31
41 Science Technologies/Technicians	0	3	0	0	0	0	0	3
42 Psychology	0	0	98	0	0	0	0	98
43 Security & Protective Services	0	12	117	0	2	0	0	131
44 Public Administration & Soc Svc Professions	0	0	25	0	0	0	0	25
45 Social Sciences	0	1	54	0	0	0	0	55
49 Transportation & Materials Moving	0	0	1	0	0	0	0	1
50 Visual and Performing Arts	0	0	57	0	0	0	0	57
51 Health Professions & Related Clinical Sci	0	153	492	0	132	0	55	832
52 Business, Mgt, Mktg, & Related Support Svcs	0	20	459	0	225	0	0	704
54 History	0	0	37	0	0	0	0	37
Independent Institution Total	4	295	1,961	0	367	0	55	2,682

* CIP (Classification of Instructional Programs) codes are national standards for categorizing programs.

Certificates and Degrees Conferred for Public Institutions
by Level, Discipline, and Institution
2006-07

Institutions	CIP* and Discipline	Undergrad Certificate	Associate's Degree	Bachelor's Degree	First Professional	Master's Degree	Post Master's Certificate	Doctoral Degree	Total Awards
Baccalaureate and Graduate Institutions									
Bluefield State College	11 Computer & Info Sciences & Support Svcs	--	--	14	--	--	--	--	14
	13 Education	--	--	28	--	--	--	--	28
	15 Engineering Technologies/Technicians	--	12	34	--	--	--	--	46
	24 Liberal Arts & Sciences, Gen Studies & Humanities	--	--	3	--	--	--	--	3
	24 Regents Bachelor of Arts	--	--	27	--	--	--	--	27
	30 Multi/Interdisciplinary Studies	--	--	9	--	--	--	--	9
	43 Security & Protective Services	--	--	22	--	--	--	--	22
	45 Social Sciences	--	--	16	--	--	--	--	16
	51 Health Professions & Related Clinical Sci	--	84	24	--	--	--	--	108
	52 Business, Mgt, Mktg, & Related Support Svcs	--	--	47	--	--	--	--	47
	Total	--	96	224	--	--	--	--	320
Concord University	09 Communication, Journalism, & Related Pgms	--	--	8	--	--	--	--	8
	11 Computer & Info Sciences & Support Svcs	--	--	5	--	--	--	--	5
	13 Education	--	--	106	--	25	--	--	131
	23 English Language & Literature/Letters	--	--	21	--	--	--	--	21
	24 Regents Bachelor of Arts	--	--	36	--	--	--	--	36
	26 Biological & Biomedical Sciences	--	--	28	--	--	--	--	28
	27 Mathematics & Statistics	--	--	4	--	--	--	--	4
	30 Multi/Interdisciplinary Studies	--	--	7	--	--	--	--	7
	40 Physical Sciences	--	--	3	--	--	--	--	3
	42 Psychology	--	--	17	--	--	--	--	17
	44 Public Administration & Soc Svc Professions	--	--	12	--	--	--	--	12
	45 Social Sciences	--	--	35	--	--	--	--	35
	50 Visual and Performing Arts	--	--	18	--	--	--	--	18
	51 Health Professions & Related Clinical Sci	--	--	2	--	--	--	--	2
	52 Business, Mgt, Mktg, & Related Support Svcs	--	2	87	--	--	--	--	89
54 History	--	--	9	--	--	--	--	9	
	Total	--	2	398	--	25	--	--	425
Fairmont State University	09 Communication, Journalism, & Related Pgms	--	--	4	--	--	--	--	4
	10 Comm Technologies/Technicians & Support Svcs	--	--	11	--	--	--	--	11
	11 Computer & Info Sciences & Support Svcs	--	--	27	--	--	--	--	27
	13 Education	--	--	136	--	45	--	--	181
	15 Engineering Technologies/Technicians	--	7	61	--	--	--	--	68
	16 Foreign Languages, Literatures, & Linguistics	--	--	1	--	--	--	--	1
	19 Family & Consumer Sciences/Human Sciences	--	--	9	--	--	--	--	9
	23 English Language & Literature/Letters	--	--	10	--	--	--	--	10
	24 Regents Bachelor of Arts	--	--	44	--	--	--	--	44
	26 Biological & Biomedical Sciences	--	--	8	--	--	--	--	8
	27 Mathematics & Statistics	--	--	4	--	--	--	--	4
	31 Parks, Recreation, Leisure & Fitness Studies	--	--	22	--	--	--	--	22
	40 Physical Sciences	--	--	4	--	--	--	--	4
	42 Psychology	--	--	50	--	--	--	--	50
	43 Security & Protective Services	--	--	58	--	2	--	--	60
	45 Social Sciences	--	--	16	--	--	--	--	16
	50 Visual and Performing Arts	--	--	5	--	--	--	--	5
	51 Health Professions & Related Clinical Sci	--	66	25	--	--	--	--	91
	52 Business, Mgt, Mktg, & Related Support Svcs	--	--	158	--	--	--	--	158
	54 History	--	--	8	--	--	--	--	8
	Total	--	73	661	--	47	--	--	781

* CIP (Classification of Instructional Programs) codes are national standards for categorizing programs.

Certificates and Degrees Conferred for Public Institutions
by Level, Discipline, and Institution
2006-07

Institutions	CIP* and Discipline	Undergrad Certificate	Associate's Degree	Bachelor's Degree	First Professional	Master's Degree	Post Master's Certificate	Doctoral Degree	Total Awards
Glenville State College	03 Natural Resources and Conservation	--	12	11	--	--	--	--	23
	13 Education	--	--	51	--	--	--	--	51
	15 Engineering Technologies/Technicians	--	10	--	--	--	--	--	10
	23 English Language & Literature/Letters	--	--	8	--	--	--	--	8
	24 Liberal Arts & Sciences, Gen Studies & Humanities	--	5	--	--	--	--	--	5
	24 Regents Bachelor of Arts	--	--	16	--	--	--	--	16
	26 Biological & Biomedical Sciences	--	--	5	--	--	--	--	5
	40 Physical Sciences	--	--	6	--	--	--	--	6
	43 Security & Protective Services	--	2	--	--	--	--	--	2
	45 Social Sciences	--	--	28	--	--	--	--	28
	51 Health Professions & Related Clinical Sci	--	--	13	--	--	--	--	13
	52 Business, Mgt, Mktg, & Related Support Svcs	--	3	36	--	--	--	--	39
	54 History	--	--	8	--	--	--	--	8
Total		--	32	182	--	--	--	--	214
Marshall University	03 Natural Resources and Conservation	--	--	7	--	12	--	--	19
	09 Communication, Journalism, & Related Pgms	--	--	49	--	10	--	--	59
	11 Computer & Info Sciences & Support Svcs	--	--	--	--	10	--	--	10
	13 Education	--	--	276	--	452	9	12	749
	14 Engineering	--	--	--	--	4	--	--	4
	15 Engineering Technologies/Technicians	--	--	14	--	7	--	--	21
	16 Foreign Languages, Literatures, & Linguistics	--	--	9	--	--	--	--	9
	19 Family & Consumer Sciences/Human Sciences	--	--	6	--	--	--	--	6
	23 English Language & Literature/Letters	--	--	28	--	30	--	--	58
	24 Liberal Arts & Sciences, Gen Studies & Humanities	--	--	8	--	5	--	--	13
	24 Regents Bachelor of Arts	--	--	190	--	--	--	--	190
	26 Biological & Biomedical Sciences	--	--	90	--	23	--	5	118
	27 Mathematics & Statistics	--	--	5	--	2	--	--	7
	30 Multi/Interdisciplinary Studies	--	--	24	--	15	--	--	39
	31 Parks, Recreation, Leisure & Fitness Studies	--	--	3	--	26	--	--	29
	40 Physical Sciences	--	--	25	--	7	--	--	32
	42 Psychology	--	--	70	--	26	8	3	107
	43 Security & Protective Services	--	--	78	--	26	--	--	104
	44 Public Administration & Soc Svc Professions	--	--	13	--	--	--	--	13
	45 Social Sciences	--	--	39	--	19	--	--	58
50 Visual and Performing Arts	--	--	50	--	8	--	--	58	
51 Health Professions & Related Clinical Sci	--	96	114	47	119	--	5	381	
52 Business, Mgt, Mktg, & Related Support Svcs	--	--	266	--	134	--	--	400	
54 History	--	--	25	--	10	--	--	35	
Total		--	96	1,389	47	945	17	25	2,519

* CIP (Classification of Instructional Programs) codes are national standards for categorizing programs.

Certificates and Degrees Conferred for Public Institutions
by Level, Discipline, and Institution
2006-07

Institutions	CIP* and Discipline	Undergrad Certificate	Associate's Degree	Bachelor's Degree	First Professional	Master's Degree	Post Master's Certificate	Doctoral Degree	Total Awards
Potomac State College of WVU	01 Agriculture, Ag Ops, & Related Sci	--	10	--	--	--	--	--	10
	03 Natural Resources and Conservation	--	7	--	--	--	--	--	7
	09 Communication, Journalism, & Related Pgms	--	7	--	--	--	--	--	7
	11 Computer & Info Sciences & Support Svcs	--	5	--	--	--	--	--	5
	13 Education	--	23	--	--	--	--	--	23
	14 Engineering	--	11	--	--	--	--	--	11
	24 Liberal Arts & Sciences, Gen Studies & Humanities	--	64	2	--	--	--	--	66
	41 Science Technologies/Technicians	--	3	--	--	--	--	--	3
	43 Security & Protective Services	2	6	--	--	--	--	--	8
	52 Business, Mgt, Mktg, & Related Support Svcs	--	28	--	--	--	--	--	28
Total		2	164	2	--	--	--	--	168
Shepherd University	03 Natural Resources and Conservation	--	--	17	--	--	--	--	17
	09 Communication, Journalism, & Related Pgms	--	--	21	--	--	--	--	21
	11 Computer & Info Sciences & Support Svcs	--	--	15	--	--	--	--	15
	13 Education	--	--	88	--	5	--	--	93
	19 Family & Consumer Sciences/Human Sciences	--	--	11	--	--	--	--	11
	23 English Language & Literature/Letters	--	--	15	--	--	--	--	15
	24 Regents Bachelor of Arts	--	--	86	--	--	--	--	86
	26 Biological & Biomedical Sciences	--	--	14	--	--	--	--	14
	27 Mathematics & Statistics	--	--	7	--	--	--	--	7
	31 Parks, Recreation, Leisure & Fitness Studies	--	--	44	--	--	--	--	44
	40 Physical Sciences	--	--	7	--	--	--	--	7
	42 Psychology	--	--	25	--	--	--	--	25
	44 Public Administration & Soc Svc Professions	--	--	12	--	--	--	--	12
	45 Social Sciences	--	--	41	--	--	--	--	41
	50 Visual and Performing Arts	--	--	50	--	--	--	--	50
	51 Health Professions & Related Clinical Sci	--	--	38	--	--	--	--	38
	52 Business, Mgt, Mktg, & Related Support Svcs	--	--	86	--	14	--	--	100
54 History	--	--	12	--	--	--	--	12	
Total		--	--	589	--	19	--	--	608
West Liberty State College	09 Communication, Journalism, & Related Pgms	--	--	15	--	--	--	--	15
	13 Education	--	--	82	--	--	--	--	82
	23 English Language & Literature/Letters	--	--	5	--	--	--	--	5
	24 Regents Bachelor of Arts	--	--	44	--	--	--	--	44
	26 Biological & Biomedical Sciences	--	--	13	--	--	--	--	13
	27 Mathematics & Statistics	--	--	1	--	--	--	--	1
	30 Multi/Interdisciplinary Studies	--	--	13	--	--	--	--	13
	31 Parks, Recreation, Leisure & Fitness Studies	--	--	12	--	--	--	--	12
	40 Physical Sciences	--	--	3	--	--	--	--	3
	42 Psychology	--	--	11	--	--	--	--	11
	43 Security & Protective Services	--	--	22	--	--	--	--	22
	45 Social Sciences	--	--	6	--	--	--	--	6
	50 Visual and Performing Arts	--	--	7	--	--	--	--	7
	51 Health Professions & Related Clinical Sci	--	--	33	--	--	--	--	75
	52 Business, Mgt, Mktg, & Related Support Svcs	--	--	98	--	--	--	--	98
Total		--	33	374	--	--	--	--	407

* CIP (Classification of Instructional Programs) codes are national standards for categorizing programs.

Certificates and Degrees Conferred for Public Institutions
by Level, Discipline, and Institution
2006-07

Institutions	CIP* and Discipline	Undergrad Certificate	Associate's Degree	Bachelor's Degree	First Professional	Master's Degree	Post Master's Certificate	Doctoral Degree	Total Awards
West Virginia School of Osteopathic Medicine	51 Health Professions & Related Clinical Sci	--	--	--	96	--	--	--	96
	Total	--	--	--	96	--	--	--	96
West Virginia State University	09 Communication, Journalism, & Related Pgms	--	--	44	--	3	--	--	47
	13 Education	--	--	77	--	--	--	--	77
	23 English Language & Literature/Letters	--	--	14	--	--	--	--	14
	24 Regents Bachelor of Arts	--	--	97	--	--	--	--	97
	26 Biological & Biomedical Sciences	--	--	22	--	4	--	--	26
	27 Mathematics & Statistics	--	--	1	--	--	--	--	1
	31 Parks, Recreation, Leisure & Fitness Studies	--	--	3	--	--	--	--	3
	40 Physical Sciences	--	--	5	--	--	--	--	5
	42 Psychology	--	--	21	--	--	--	--	21
	43 Security & Protective Services	--	--	40	--	--	--	--	40
	44 Public Administration & Soc Svc Professions	--	--	16	--	--	--	--	16
	45 Social Sciences	--	--	16	--	--	--	--	16
	50 Visual and Performing Arts	--	--	3	--	--	--	--	3
	51 Health Professions & Related Clinical Sci	--	--	12	--	--	--	--	12
	52 Business, Mgt, Mktg, & Related Support Svcs	--	--	85	--	--	--	--	85
54 History	--	--	8	--	--	--	--	8	
Total	--	--	464	--	7	--	--	471	
West Virginia University	01 Agriculture, Ag Ops, & Related Sci	--	--	120	--	23	--	2	145
	03 Natural Resources and Conservation	--	--	62	--	8	--	6	76
	04 Architecture & Related Services	--	--	25	--	--	--	--	25
	09 Communication, Journalism, & Related Pgms	--	--	343	--	102	--	1	446
	11 Computer & Info Sciences & Support Svcs	--	--	38	--	28	--	3	69
	13 Education	--	--	93	--	429	--	24	546
	14 Engineering	--	--	347	--	158	--	25	530
	16 Foreign Languages, Literatures, & Linguistics	--	--	46	--	36	--	--	82
	19 Family & Consumer Sciences/Human Sciences	--	--	111	--	4	--	--	115
	22 Legal Professions & Studies	--	--	--	163	3	--	--	166
	23 English Language & Literature/Letters	--	--	84	--	17	--	3	104
	24 Liberal Arts & Sciences, Gen Studies & Humanities	--	--	81	--	1	--	--	82
	24 Regents Bachelor of Arts	--	--	184	--	--	--	--	184
	26 Biological & Biomedical Sciences	--	--	226	--	18	--	23	267
	27 Mathematics & Statistics	--	--	9	--	18	--	1	28
	30 Multi/Interdisciplinary Studies	--	--	273	--	7	--	1	281
	31 Parks, Recreation, Leisure & Fitness Studies	--	--	116	--	8	--	--	124
	38 Philosophy & Religious Studies	--	--	10	--	--	--	--	10
	40 Physical Sciences	--	--	45	--	15	--	9	69
	42 Psychology	--	--	150	--	15	--	15	180
	43 Security & Protective Services	--	--	39	--	--	--	--	39
	44 Public Administration & Soc Svc Professions	--	--	37	--	114	--	--	151
	45 Social Sciences	--	--	280	--	26	--	10	316
	50 Visual and Performing Arts	--	--	108	--	22	--	5	135
	51 Health Professions & Related Clinical Sci	--	--	284	233	166	--	10	693
	52 Business, Mgt, Mktg, & Related Support Svcs	--	--	423	--	231	--	4	658
	54 History	--	--	80	--	6	--	5	91
	Total	--	--	3,614	396	1,455	--	147	5,612

* CIP (Classification of Instructional Programs) codes are national standards for categorizing programs.

Certificates and Degrees Conferred for Public Institutions
by Level, Discipline, and Institution
2006-07

Institutions	CIP* and Discipline	Undergrad Certificate	Associate's Degree	Bachelor's Degree	First Professional	Master's Degree	Post Master's Certificate	Doctoral Degree	Total Awards
West Virginia University Institute of Technology	10 Comm Technologies/Technicians & Support Svcs	--	--	6	--	--	--	--	6
	11 Computer & Info Sciences & Support Svcs	--	--	5	--	--	--	--	5
	13 Education	--	--	2	--	--	--	--	2
	14 Engineering	--	--	72	--	4	--	--	76
	15 Engineering Technologies/Technicians	--	--	1	--	--	--	--	1
	24 Regents Bachelor of Arts	--	--	16	--	--	--	--	16
	26 Biological & Biomedical Sciences	--	--	10	--	--	--	--	10
	27 Mathematics & Statistics	--	--	1	--	--	--	--	1
	30 Multi/Interdisciplinary Studies	--	--	6	--	--	--	--	6
	40 Physical Sciences	--	--	4	--	--	--	--	4
	44 Public Administration & Soc Svc Professions	--	--	10	--	--	--	--	10
	45 Social Sciences	--	--	4	--	--	--	--	4
	51 Health Professions & Related Clinical Sci	--	--	57	--	--	--	--	57
	52 Business, Mgt, Mktg, & Related Support Svcs	--	--	38	--	--	--	--	38
	Total	--	--	232	--	4	--	--	236
Total Baccalaureate and Graduate Institutions		2	496	8,129	539	2,502	17	172	11,857

* CIP (Classification of Instructional Programs) codes are national standards for categorizing programs.

Certificates and Degrees Conferred for Public Institutions
by Level, Discipline, and Institution
2006-07

Institutions	CIP* and Discipline	Undergrad Certificate	Associate 's Degree	Bachelor's Degree	Total Awards
Community and Technical College System					
	11 Computer & Info Sciences & Support Svcs	4	2	--	6
Blue Ridge Community and Technical College	12 Personal & Culinary Services	--	2	--	2
	15 Engineering Technologies/Technicians	1	11	--	12
	22 Legal Professions & Studies	5	3	--	8
	24 Liberal Arts & Sciences, Gen Studies & Humanities	57	7	--	64
	24 Board of Governors Associate of Applied Science	--	59	--	59
	30 Multi/Interdisciplinary Studies	--	3	--	3
	41 Science Technologies/Technicians	--	4	--	4
	43 Security & Protective Services	11	12	--	23
	47 Mechanic & Repair Technologies/Technicians	10	4	--	14
	51 Health Professions & Related Clinical Sci	35	36	--	71
	52 Business, Mgt, Mktg, & Related Support Svcs	39	24	--	63
	Total	162	167	--	329
Community and Technical College at WVU Tech					
	10 Comm Technologies/Technicians & Support Svcs	--	7	--	7
	15 Engineering Technologies/Technicians	--	43	--	43
	24 Liberal Arts & Sciences, Gen Studies & Humanities	--	5	--	5
	30 Multi/Interdisciplinary Studies	--	2	--	2
	51 Health Professions & Related Clinical Sci	--	28	--	28
	52 Business, Mgt, Mktg, & Related Support Svcs	7	45	--	52
	Total	7	130	--	137
Eastern WV Community & Technical College					
	19 Family & Consumer Sciences/Human Sciences	--	2	--	2
	24 Liberal Arts & Sciences, Gen Studies & Humanities	--	6	--	6
	30 Multi/Interdisciplinary Studies	--	1	--	1
	41 Science Technologies/Technicians	4	9	--	13
	52 Business, Mgt, Mktg, & Related Support Svcs	--	8	--	8
	Total	4	26	--	30

* CIP (Classification of Instructional Programs) codes are national standards for categorizing programs.

Certificates and Degrees Conferred for Public Institutions
by Level, Discipline, and Institution
2006-07

Institutions	CIP* and Discipline	Undergrad Certificate	Associate 's Degree	Bachelor's Degree	Total Awards
Marshall Community and Technical College	11 Computer & Info Sciences & Support Svcs	7	21	--	28
	12 Personal & Culinary Services	1	--	--	1
	15 Engineering Technologies/Technicians	--	9	--	9
	22 Legal Professions & Studies	--	15	--	15
	24 Liberal Arts & Sciences, Gen Studies & Humanities	--	18	--	18
	24 Board of Governors Associate of Applied Science	--	73	--	73
	30 Multi/Interdisciplinary Studies	--	29	--	29
	41 Science Technologies/Technicians	--	18	--	18
	43 Security & Protective Services	4	26	--	30
	50 Visual and Performing Arts	--	5	--	5
	51 Health Professions & Related Clinical Sci	5	80	--	85
	52 Business, Mgt, Mktg, & Related Support Svcs	--	49	--	49
Total		17	343	--	360
New River Community and Technical College	01 Agriculture, Ag Ops, & Related Sci	--	1	--	1
	10 Comm Technologies/Technicians & Support Svcs	--	4	--	4
	11 Computer & Info Sciences & Support Svcs	--	9	--	9
	22 Legal Professions & Studies	--	4	--	4
	24 Liberal Arts & Sciences, Gen Studies & Humanities	--	30	--	30
	24 Board of Governors Associate of Applied Science	--	33	--	33
	30 Multi/Interdisciplinary Studies	--	9	--	9
	41 Science Technologies/Technicians	41	5	--	46
	43 Security & Protective Services	--	26	--	26
	51 Health Professions & Related Clinical Sci	--	6	--	6
	52 Business, Mgt, Mktg, & Related Support Svcs	3	45	--	48
	Total		44	172	--

* CIP (Classification of Instructional Programs) codes are national standards for categorizing programs.

Certificates and Degrees Conferred for Public Institutions
by Level, Discipline, and Institution
2006-07

Institutions	CIP* and Discipline	Undergrad Certificate	Associate 's Degree	Bachelor's Degree	Total Awards
Pierpont Community and Technical College	10 Comm Technologies/Technicians & Support Svcs	--	13	--	13
	12 Personal & Culinary Services	--	9	--	9
	13 Education	2	1	--	3
	15 Engineering Technologies/Technicians	--	13	--	13
	16 Foreign Languages, Literatures, & Linguistics	6	13	--	19
	19 Family & Consumer Sciences/Human Sciences	--	21	--	21
	22 Legal Professions & Studies	--	4	--	4
	24 Liberal Arts & Sciences, Gen Studies & Humanities	--	10	--	10
	24 Board of Governors Associate of Applied Science	--	16	--	16
	30 Multi/Interdisciplinary Studies	--	8	--	8
	41 Science Technologies/Technicians	--	5	--	5
	43 Security & Protective Services	--	19	--	19
	47 Mechanic & Repair Technologies/Technicians	--	18	--	18
	50 Visual and Performing Arts	--	13	--	13
	51 Health Professions & Related Clinical Sci	82	49	--	131
	52 Business, Mgt, Mktg, & Related Support Svcs	--	39	--	39
Total		90	251	--	341
Southern WV Community and Technical College	11 Computer & Info Sciences & Support Svcs	4	1	--	5
	15 Engineering Technologies/Technicians	1	1	--	2
	19 Family & Consumer Sciences/Human Sciences	--	4	--	4
	24 Liberal Arts & Sciences, Gen Studies & Humanities	--	45	--	45
	24 Board of Governors Associate of Applied Science	--	45	--	45
	41 Science Technologies/Technicians	2	2	--	4
	43 Security & Protective Services	12	9	--	21
	51 Health Professions & Related Clinical Sci	24	123	--	147
	52 Business, Mgt, Mktg, & Related Support Svcs	4	51	--	55
	Total	47	281	--	328

* CIP (Classification of Instructional Programs) codes are national standards for categorizing programs.

Certificates and Degrees Conferred for Public Institutions
by Level, Discipline, and Institution
2006-07

Institutions	CIP* and Discipline	Undergrad Certificate	Associate 's Degree	Bachelor's Degree	Total Awards
WV Northern Community College	11 Computer & Info Sciences & Support Svcs	--	11	--	11
	12 Personal & Culinary Services	2	1	--	3
	24 Liberal Arts & Sciences, Gen Studies & Humanities	--	45	--	45
	24 Board of Governors Associate of Applied Science	--	9	--	9
	30 Multi/Interdisciplinary Studies	--	1	--	1
	41 Science Technologies/Technicians	--	3	--	3
	43 Security & Protective Services	--	17	--	17
	44 Public Administration & Soc Svc Professions	--	12	--	12
	47 Mechanic & Repair Technologies/Technicians	8	5	--	13
	51 Health Professions & Related Clinical Sci	32	107	--	139
	52 Business, Mgt, Mktg, & Related Support Svcs	34	25	--	59
Total		76	236	--	312
WV State Community and Technical College	09 Communication, Journalism, & Related Pgms	1	5	--	6
	11 Computer & Info Sciences & Support Svcs	--	6	--	6
	15 Engineering Technologies/Technicians	--	37	--	37
	22 Legal Professions & Studies	6	--	--	6
	24 Liberal Arts & Sciences, Gen Studies & Humanities	--	36	--	36
	24 Board of Governors Associate of Applied Science	--	28	--	28
	30 Multi/Interdisciplinary Studies	4	22	--	26
	40 Physical Sciences	--	2	--	2
	41 Science Technologies/Technicians	--	3	--	3
	43 Security & Protective Services	--	11	--	11
	51 Health Professions & Related Clinical Sci	10	54	--	64
	52 Business, Mgt, Mktg, & Related Support Svcs	3	46	--	49
	Total		24	250	--

* CIP (Classification of Instructional Programs) codes are national standards for categorizing programs.

Certificates and Degrees Conferred for Public Institutions
by Level, Discipline, and Institution
2006-07

Institutions	CIP* and Discipline	Undergrad Certificate	Associate 's Degree	Bachelor's Degree	Total Awards
WVU at Parkersburg	09 Communication, Journalism, & Related Pgms	--	4	--	4
	11 Computer & Info Sciences & Support Svcs	11	13	--	24
	13 Education	9	8	31	48
	15 Engineering Technologies/Technicians	2	13	16	31
	24 Liberal Arts & Sciences, Gen Studies & Humanities	--	49	--	49
	24 Regents Bachelor of Arts	--	--	60	60
	24 Board of Governors Associate of Applied Science	--	85	--	85
	30 Multi/Interdisciplinary Studies	--	9	--	9
	43 Security & Protective Services	--	26	--	26
	47 Mechanic & Repair Technologies/Technicians	--	1	--	1
	48 Precision Production	17	20	--	37
	51 Health Professions & Related Clinical Sci	8	49	--	57
	52 Business, Mgt, Mktg, & Related Support Svcs	8	68	42	118
	Total		55	345	149
Total Community and Technical College System		526	2,201	149	2,876
Total All Public Institutions		528	2,697	8,278	14,733

* CIP (Classification of Instructional Programs) codes are national standards for categorizing programs.

Certificates and Degrees Conferred for Independent Institutions
by Level, Discipline, and Institution
2006-07

Institutions	CIP* and Discipline	Undergrad Certificate	Associate's Degree	Bachelor's Degree	First Professional	Master's Degree	Post Master's Certificate	Doctoral Degree	Total Awards
Independent Institutions									
Alderson Broaddus College	03 Natural Resources and Conservation			1					1
	09 Communication, Journalism, & Related Pgms			4					4
	11 Computer & Info Sciences & Support Svcs			4					4
	13 Education			12					12
	19 Family & Consumer Sciences/Human Sciences			1					1
	26 Biological & Biomedical Sciences		10	8					18
	31 Parks, Recreation, Leisure & Fitness Studies			4					4
	38 Philosophy & Religious Studies			1					1
	40 Physical Sciences			2					2
	42 Psychology			4					4
	45 Social Sciences			1					1
	50 Visual and Performing Arts			8					8
	51 Health Professions & Related Clinical Sci			58		60			118
	52 Business, Mgt, Mktg, & Related Support Svcs			17					17
54 History			1					1	
Total			10	126		60			196
Appalachian Bible College	39 Theology & Religious Vocations	4	12	34		1			51
	Total	4	12	34		1			51
Bethany College	01 Agriculture, Ag Ops, & Related Sci			1					1
	09 Communication, Journalism, & Related Pgms			31					31
	11 Computer & Info Sciences & Support Svcs			4					4
	13 Education			37					37
	16 Foreign Languages, Literatures, & Linguistics			7					7
	23 English Language & Literature/Letters			3					3
	24 Liberal Arts & Sciences, Gen Studies & Humanities			14					14
	26 Biological & Biomedical Sciences			14					14
	27 Mathematics & Statistics			3					3
	38 Philosophy & Religious Studies			3					3
	40 Physical Sciences			5					5
	42 Psychology			30					30
	44 Public Administration & Soc Svc Professions			10					10
	45 Social Sciences			19					19
	50 Visual and Performing Arts			12					12
	51 Health Professions & Related Clinical Sci			3					3
52 Business, Mgt, Mktg, & Related Support Svcs			7					7	
54 History			5					5	
Total				208					208

* CIP (Classification of Instructional Programs) codes are national standards for categorizing programs.

Certificates and Degrees Conferred for Independent Institutions
by Level, Discipline, and Institution
2006-07

Institutions	CIP* and Discipline	Undergrad Certificate	Associate's Degree	Bachelor's Degree	First Professional	Master's Degree	Post Master's Certificate	Doctoral Degree	Total Awards
Davis & Elkins College	05 Area, Ethnic, Cultural, & Gender Studies	.	.	1	1
	13 Education	.	.	10	10
	23 English Language & Literature/Letters	.	.	2	2
	26 Biological & Biomedical Sciences	.	.	3	3
	27 Mathematics & Statistics	.	.	4	4
	31 Parks, Recreation, Leisure & Fitness Studies	.	.	10	10
	40 Physical Sciences	.	.	5	5
	42 Psychology	.	.	5	5
	45 Social Sciences	.	1	4	5
	50 Visual and Performing Arts	.	.	6	6
	51 Health Professions & Related Clinical Sci	.	39	39
52 Business, Mgt, Mktg, & Related Support Svcs	.	4	16	20	
54 History	.	.	7	7	
Total			44	73					117
Mountain State University	03 Natural Resources and Conservation	.	3	3
	10 Comm Technologies/Technicians & Support Svcs	.	0	0
	11 Computer & Info Sciences & Support Svcs	.	4	16	20
	12 Personal & Culinary Services	.	5	2	7
	13 Education	.	3	3
	22 Legal Professions & Studies	.	5	3	8
	24 Liberal Arts & Sciences, Gen Studies & Humanities	.	31	31
	26 Biological & Biomedical Sciences	.	.	47	47
	30 Multi/Interdisciplinary Studies	0	0	42	.	6	.	.	48
	42 Psychology	.	.	1	1
	43 Security & Protective Services	.	12	97	.	2	.	.	111
	44 Public Administration & Soc Svc Professions	.	.	15	15
	49 Transportation & Materials Moving	.	0	1	1
	51 Health Professions & Related Clinical Sci	.	95	281	.	50	0	.	426
	52 Business, Mgt, Mktg, & Related Support Svcs	.	12	198	.	149	.	.	359
Total	0	170	703		207	0		1,080	
Ohio Valley University	13 Education	.	.	19	19
	24 Liberal Arts & Sciences, Gen Studies & Humanities	.	33	9	42
	39 Theology & Religious Vocations	.	.	3	3
	41 Science Technologies/Technicians	.	3	3
	42 Psychology	.	.	8	8
	51 Health Professions & Related Clinical Sci	.	.	6	6
	52 Business, Mgt, Mktg, & Related Support Svcs	.	.	79	79
	54 History	.	.	1	1
Total		36	125					161	

* CIP (Classification of Instructional Programs) codes are national standards for categorizing programs.

Certificates and Degrees Conferred for Independent Institutions
by Level, Discipline, and Institution
2006-07

Institutions	CIP* and Discipline	Undergrad Certificate	Associate's Degree	Bachelor's Degree	First Professional	Master's Degree	Post Master's Certificate	Doctoral Degree	Total Awards
University of Charleston	03 Natural Resources and Conservation	.	.	1	1
	09 Communication, Journalism, & Related Pgms	.	.	5	5
	11 Computer & Info Sciences & Support Svcs	.	.	6	6
	13 Education	.	.	7	7
	23 English Language & Literature/Letters	.	.	3	3
	24 Liberal Arts & Sciences, Gen Studies & Humanities	.	.	3	3
	26 Biological & Biomedical Sciences	.	.	7	7
	31 Parks, Recreation, Leisure & Fitness Studies	.	.	13	13
	40 Physical Sciences	.	.	1	1
	42 Psychology	.	.	9	9
	45 Social Sciences	.	.	2	2
	50 Visual and Performing Arts	.	.	14	14
	51 Health Professions & Related Clinical Sci	.	19	43	62
	52 Business, Mgt, Mktg, & Related Support Svcs	.	4	28	.	20	.	.	52
54 History	.	.	3	3	
Total			23	145		20			188
West Virginia Wesleyan College	03 Natural Resources and Conservation	.	.	7	7
	09 Communication, Journalism, & Related Pgms	.	.	10	10
	11 Computer & Info Sciences & Support Svcs	.	.	6	6
	13 Education	.	.	46	46
	14 Engineering	.	.	4	4
	23 English Language & Literature/Letters	.	.	17	17
	26 Biological & Biomedical Sciences	.	.	21	21
	27 Mathematics & Statistics	.	.	4	4
	31 Parks, Recreation, Leisure & Fitness Studies	.	.	1	1
	38 Philosophy & Religious Studies	.	.	3	3
	39 Theology & Religious Vocations	.	.	6	6
	40 Physical Sciences	.	.	7	7
	42 Psychology	.	.	18	18
	43 Security & Protective Services	.	.	12	12
	45 Social Sciences	.	.	21	21
	50 Visual and Performing Arts	.	.	17	17
	51 Health Professions & Related Clinical Sci	.	.	26	26
52 Business, Mgt, Mktg, & Related Support Svcs	.	.	51	.	39	.	.	90	
54 History	.	.	12	12	
Total				289		39			328

* CIP (Classification of Instructional Programs) codes are national standards for categorizing programs.

Certificates and Degrees Conferred for Independent Institutions
by Level, Discipline, and Institution
2006-07

Institutions	CIP* and Discipline	Undergrad Certificate	Associate's Degree	Bachelor's Degree	First Professional	Master's Degree	Post Master's Certificate	Doctoral Degree	Total Awards
Wheeling Jesuit University	11 Computer & Info Sciences & Support Svcs	.	.	6	6
	13 Education	0	.	.	0
	16 Foreign Languages, Literatures, & Linguistics	.	.	1	1
	23 English Language & Literature/Letters	.	.	10	10
	24 Liberal Arts & Sciences, Gen Studies & Humanities	.	.	27	27
	26 Biological & Biomedical Sciences	.	.	8	8
	30 Multi/Interdisciplinary Studies	.	.	5	5
	38 Philosophy & Religious Studies	.	.	2	2
	39 Theology & Religious Vocations	.	.	4	.	1	.	.	5
	40 Physical Sciences	.	.	11	11
	42 Psychology	.	.	23	23
	43 Security & Protective Services	.	.	8	8
	45 Social Sciences	.	.	7	7
	51 Health Professions & Related Clinical Sci	.	.	75	.	22	.	55	152
52 Business, Mgt, Mktg, & Related Support Svcs	.	.	63	.	17	.	.	80	
54 History	.	.	8	8	
	Total	.	.	258	.	40	.	55	353
Total Independent Institutions		4	295	1,961		367	0	55	2,682
Total Public Higher Education Institutions		528	2,697	8,278	539	2,502	17	172	14,733
Total All WV Higher Education Institutions		532	2,992	10,239	539	2,869	17	227	17,415

* CIP (Classification of Instructional Programs) codes are national standards for categorizing programs.

6-Year Graduation Rates of First-Time, Full-Time Bachelor's Degree-Seeking Freshmen

Institutions	Fall 2001 Cohort	Bachelor's		Bachelor's		Bachelor's And Above		Cert/Assoc		Enrolled in Spring 2006-07 Without a Bachelor's or Above	
		Starting Institution	%	Any WV Public Institution	%	Any WV Public Institution	%	Any WV Public Institution	%	Any WV Public Institution	%
<u>Baccalaureate and Graduate Institutions</u>											
Bluefield State College	39	5	12.8	5	12.8	5	12.8	2	5.1	3	7.7
Concord University	645	224	34.7	258	40.0	258	40.0	23	3.6	59	9.2
Fairmont State University	552	192	34.8	210	38.0	211	38.2	50	9.1	56	10.1
Glenville State College	291	73	25.1	85	29.2	86	29.6	13	4.5	30	10.3
Marshall University	1,755	668	38.1	740	42.2	742	42.3	78	4.4	245	14.0
Shepherd University	526	182	34.6	201	38.2	201	38.2	14	2.7	53	10.1
West Liberty State College	509	219	43.0	229	45.0	229	45.0	24	4.7	23	4.5
WV State University	359	77	21.5	85	23.7	85	23.7	27	7.5	60	16.7
West Virginia University	3,611	1,912	53.0	1,986	55.0	2,007	55.6	30	0.8	271	7.5
WVU Institute of Technology	318	107	33.7	128	40.3	128	40.3	40	12.6	20	6.3
Total	8,605	3,659	45.5	3,927	45.6	3,952	45.9	301	3.5	820	9.5
<u>Community and Technical College System</u>											
WVU at Parkersburg	102	20	19.6	26	25.5	26	25.5	31	30.4	10	9.8
Total	102	20	19.6	26	25.5	26	25.5	31	30.4	10	9.8
System Total	8,707	3,679	42.3	3,953	45.4	3,978	45.7	332	3.8	830	9.5

3-Year Graduation Rates of First-Time, Full-Time Certificate/Associate's Degree-Seeking Freshmen

Institutions	Fall 2004 Cohort	Cert/Assoc		Cert/Assoc		Bachelor's and Above		Any Degree		Enrolled in Spring 2006-07 Without a Degree	
		Same Institution	%	Any WV Public Institution	%	Any WV Public Institution	%	Any WV Public Institution	%	Any WV Public Institution	%
<u>Community and Technical College System</u>											
Blue Ridge Community and Technical College	132	34	25.8	34	25.8	0	0.0	34	25.8	30	22.7
Community and Technical College at WVU Tech	105	20	19.1	20	19.1	1	1.0	20	19.1	26	24.8
Eastern WV Community & Technical College	20	2	10.0	2	10.0	0	0.0	2	10.0	2	10.0
Marshall Community and Technical College	390	34	8.7	36	9.2	0	0.0	36	9.2	123	31.5
New River Community and Technical College	258	21	8.1	26	10.1	2	0.8	28	10.9	79	30.6
Pierpont Community and Technical College	543	68	12.5	68	12.5	1	0.2	69	12.7	162	29.8
Southern WV Community and Technical College	442	51	11.5	52	11.8	0	0.0	52	11.8	135	30.5
WV Northern Community College	346	48	13.9	48	13.9	0	0.0	48	13.9	80	23.1
WV State Community and Technical College	268	16	6.0	17	6.3	0	0.0	17	6.3	76	28.4
WVU at Parkersburg	500	52	10.4	53	10.6	0	0.0	53	10.6	153	30.6
Total	3,004	346	11.5	356	11.9	4	0.1	359	12.0	866	28.8
<u>Baccalaureate and Graduate Institutions</u>											
Bluefield State College	22	6	27.3	8	36.4	0	0.0	8	36.4	4	18.2
Fairmont State University	22	5	22.7	5	22.7	0	0.0	5	22.7	6	27.3
Glenville State College	27	5	18.5	5	18.5	0	0.0	5	18.5	10	37.0
Marshall University	4	1	25.0	1	25.0	0	0.0	1	25.0	1	25.0
Potomac State College of WVU	427	95	22.3	96	22.5	4	0.9	99	23.2	101	23.7
West Liberty State College	10	2	20.0	3	30.0	0	0.0	3	30.0	3	30.0
Total	512	114	22.3	118	23.1	4	0.8	121	23.6	125	24.4
System Total	3,516	460	13.1	474	13.5	8	0.2	480	13.7	991	28.2

6-Year Graduation Rates of First-Time, Full-Time Certificate/Associate's Degree-Seeking Freshmen

Institutions	Fall 2001 Cohort	Cert/Assoc		Cert/Assoc		Bachelor's and Above		Any Degree		Enrolled in Spring 2006-07 Without a Degree	
		Same Institution	%	Any WV Public Institution	%	Any WV Public Institution	%	Any WV Public Institution	%	Any WV Public Institution	%
<u>Community and Technical College System</u>											
Blue Ridge Community and Technical College	121	14	11.6	21	17.4	16	13.2	32	26.5	10	8.3
Community and Technical College at WVU Tech	120	22	18.3	29	24.2	8	6.7	33	27.5	10	8.3
Eastern WV Community and Technical College	2	0	0.0	0	0.0	0	0.0	0	0.0	0	0.0
Marshall Community and Technical College	328	31	9.5	67	20.4	20	6.1	81	24.7	30	9.2
New River Community and Technical College	358	56	15.6	80	22.4	53	14.8	114	31.8	19	5.3
Pierpont Community and Technical College	490	68	13.9	110	22.5	76	15.5	157	32.0	45	9.2
Southern WV Community and Technical College	429	81	18.9	89	20.8	30	7.0	112	26.1	32	7.5
WV Northern Community College	246	60	24.4	62	25.2	13	5.3	71	28.9	17	6.9
WV State Community and Technical College	280	14	5.0	43	15.4	24	8.6	60	21.4	30	10.7
WVU at Parkersburg	364	93	25.5	94	25.8	45	12.4	110	30.2	28	8.0
Total	2,738	439	16.0	595	21.7	285	10.4	770	28.1	221	8.1
<u>Baccalaureate and Graduate Institutions</u>											
Glenville State College	181	27	14.9	35	19.3	29	16.0	56	30.9	15	8.3
Potomac State College of WVU	418	109	26.1	113	27.0	83	19.9	149	35.7	24	5.7
West Liberty State College	15	7	46.7	8	53.3	4	26.7	11	73.3	1	6.7
Total	614	143	23.3	156	25.4	116	18.9	216	35.2	40	6.5
System Total	3,352	582	17.4	751	22.4	401	12.0	986	29.4	261	7.8

The tables in this report present certificates and degrees conferred during the 2006-07 academic year by the public and independent institutions of higher education in West Virginia, as well as trends in selected areas. The following are the definitions used:

DEFINITIONS

- The National Center for Education Statistics' publication, *A Classification of Instructional Programs*, provided the background for the academic areas of study by which certificates and degrees were reported in this report.
- **Undergraduate Certificate** – A formal award certifying the satisfactory completion of an organized program of study at the postsecondary level (below the baccalaureate degree).
- **Associate's Degree** - A degree awarded upon completion of at least two, but fewer than four, years of college work.
- **Bachelor's Degree** - A degree granted upon completion of an educational program requiring at least four, but not more than five, years of academic work in the liberal arts, sciences, or professional fields.
- **First Professional Degree** - A degree which signifies the completion of the academic requirements for a selected profession, which is based on an educational program requiring at least two academic years of previous college work for entrance, and a total of at least six academic years of college work for completion. First professional degrees included in this report are the Doctor of Dental Surgery (D.D.S.), the Doctor of Medicine (M.D.), the Doctor of Osteopathy (D.O.), the Juris Doctor (J.D.), and the Doctor of Pharmacy (Pharm.D.).
- **Master's Degree** - A degree customarily granted upon successful completion of one (sometimes two) academic years of work in the liberal arts and sciences beyond the bachelor's degree. The master's degree in professional fields is an advanced degree beyond the first professional degree, but below the Ph.D.
- **Post-Master's Certificate** - A certificate awarded upon completion of an organized program of study beyond the master's degree, but does not meet the requirements of an academic degree at the doctoral level.
- **Doctoral Degree** - The highest academic degree in a given discipline or profession, based generally on three or more years of graduate work, satisfaction of a foreign language requirement, and completion of a special study resulting in a dissertation approved by a committee of the faculty.