

National Center for Education Statistics

IPEDS Data Center

Fairmont State University

UnitID 237367
OPEID 00381200
Address 1201 Locust Ave, Fairmont, WV, 26554-2470
Web Address <https://www.fairmontstate.edu/>

IC Header 2019-20

Institution: Fairmont State University (237367)

Part A - Educational Offerings

1. Which of the following types of instruction/programs are offered by your institution? [Check one or more]

If your institution does not offer occupational, academic or continuing professional programs, you are not expected to complete this or any other IPEDS survey.

<input type="checkbox"/>	<u>Occupational</u> , may lead to a certificate, degree, or other recognized postsecondary credential
<input checked="" type="checkbox"/>	<u>Academic</u> , may lead to a certificate, degree, or diploma
<input type="checkbox"/>	<u>Continuing professional</u> (postbaccalaureate only)
<input type="checkbox"/>	Recreational or <u>avocational (leisure)</u> programs
<input type="checkbox"/>	<u>Adult basic</u> or remedial instruction or high school equivalency
<input type="checkbox"/>	Secondary (high school)

Institution: Fairmont State University (237367)

Part B - Organization - Control and Levels

1. What is your institutional control or affiliation?

Be sure to select the correct control for your institution. Errors on this question have an impact throughout the IPEDS surveys, in federal reporting, in net price groupings, and on your institutions' appearance to students. If you reported incorrectly in a previous year, please contact the IPEDS Help Desk at 877.225.2568 to correct the error.

<input checked="" type="radio"/>	<u>Public</u> - Select primary and/or secondary controls below	
	Primary control	Secondary control (if applicable)
	State	
<input type="radio"/>	<u>Private for-profit</u>	
<input type="radio"/>	<u>Private not-for-profit</u> independent (no religious affiliation)	
<input type="radio"/>	<u>Private not-for-profit</u> religious affiliation - Select affiliation below	
	Select One	

2. What award levels are offered by your institution? [Check all that apply]

Award Levels reported should be completed based on the **current year**. When reporting award levels for subbaccalaureate certificates (levels 1, 2, and 4), **determine program length by the number of credit or clock hours**, NOT the academic year length in parentheses. The academic year length is meant only to provide context.

The "Other" award level should not be used unless your program truly does not fit any of the other award levels. We expect very few institutions to fit the "Other" category.

Even though Teacher Preparation certificate programs may require a bachelor's degree for admission, they are considered subbaccalaureate undergraduate programs. Check the applicable award level 1, 2, or 4, depending on the

length of the Teacher Preparation program.

Award Level			
BELOW THE BACCALAUREATE:			
	1	<input type="checkbox"/>	<u>Postsecondary award, certificate, or diploma of (less than 1 academic year)</u> - less than 900 clock hours, or - less than 30 semester or trimester credit hours, or - less than 45 quarter credit hours
	2	<input type="checkbox"/>	<u>Postsecondary award, certificate, or diploma of (at least 1 but less than 2 academic years)</u> - at least 900 but less than 1,800 clock hours, or - at least 30 but less than 60 semester or trimester credit hours, or - at least 45 but less than 90 quarter credit hours
	3	<input checked="" type="checkbox"/>	<u>Associate's degree</u>
	4	<input type="checkbox"/>	<u>Postsecondary award, certificate, or diploma of (at least 2 but less than 4 academic years)</u> - 1,800 or more clock hours, or - 60 or more semester or trimester credit hours, or - 90 or more quarter credit hours

BACCALAUREATE AND ABOVE:			
	5	<input checked="" type="checkbox"/>	<u>Bachelor's degree</u> or equivalent
	6	<input type="checkbox"/>	<u>Postbaccalaureate certificate</u>
	7	<input checked="" type="checkbox"/>	<u>Master's degree</u>
	8	<input type="checkbox"/>	<u>Post-master's certificate</u>
	17	<input type="checkbox"/>	<u>Doctor's degree - research/scholarship</u>
	18	<input type="checkbox"/>	<u>Doctor's degree - professional practice</u>
	19	<input type="checkbox"/>	<u>Doctor's degree - other</u>
	12	<input type="checkbox"/>	<u>Other</u> (specify in box below)

Yes, I confirm that I reviewed the award levels offered by my institution above.

You may use the space below to provide context for the data you've reported above.

Institution: Fairmont State University (237367)

Part B - Organization - Calendar System

Your response to the next question determines how your institution reports Institutional Characteristics student charges data in the fall, Student Financial Aid data in the winter, and Graduation Rates data in the winter. **It also impacts the net price calculation in the Student Financial Aid survey.**

If the calendar system differs from prior year or requires a change, please contact the IPEDS Help Desk at 877.225.2568.

3. What is the predominant calendar system at the institution? [Choose one]

Academic Year Reporting Method (Standard academic terms)

Selecting one of the following calendar types determines that your institution will provide Student Financial Aid and Graduation Rates data based on a FALL COHORT, and student charges data for a full ACADEMIC YEAR.

Semester

Quarter
 Trimester
 4-1-4 or similar plan

Program Reporting Method (Other calendar system)

Selecting one of the following calendar types determines that your institution will provide Student Financial Aid and Graduation Rates data based on a FULL-YEAR COHORT, and student charges data by PROGRAM.

Differs by program
 Continuous basis (every 2 weeks, monthly, or other period)

Hybrid/Mixed Reporting Method (Standard academic terms, other academic calendar)

Selecting the hybrid calendar type determines that your institution will provide Graduation Rates data based on a FULL-YEAR COHORT, student charges data for a full ACADEMIC YEAR, and Student Financial Aid data for students enrolling between August 1 and October 31.

Hybrid (Other academic calendar)

Institution: Fairmont State University (237367)

Part B - Organization - Student Enrollment

4. Does your institution enroll any of the following types of students?

Include all levels offered by your institution, even if there are no students currently enrolled at that level.

Responses to these questions determine which screens will be generated for reporting academic year tuition charges, and for reporting Fall Enrollment during the Spring collection. Additionally, checking **Yes** for full-time, first-time, degree/certificate-seeking undergraduate students determines that your institution must report cost of attendance data (on the IC component) and Student Financial Aid data for these students.

	<u>Full-time</u>		<u>Part-time</u>	
<u>Undergraduate (academic or occupational programs)</u>	<input type="radio"/> No	<input checked="" type="radio"/> Yes	<input type="radio"/> No	<input checked="" type="radio"/> Yes
<u>First-time, degree/certificate-seeking undergraduate</u>	<input type="radio"/> No	<input checked="" type="radio"/> Yes	<input type="radio"/> No	<input checked="" type="radio"/> Yes
<u>Graduate (not including doctor's-professional practice)</u>	<input type="radio"/> No	<input checked="" type="radio"/> Yes	<input type="radio"/> No	<input checked="" type="radio"/> Yes

6. For Fall 2013, did your institution have any full-time, first-time degree/certificate-seeking students enrolled in programs at the baccalaureate level or below?

If you answer **Yes** to this question, you will be required to provide Graduation Rates data for the 2013-14 cohort in the winter collection. If you answer **No** to this question, indicate the reason you are not required to report Graduation Rates for the cohort year requested.

If you reported any full-time, first-time degree/certificate-seeking undergraduates on the 2013-14 Enrollment survey, the data will be preloaded below.

No

This institution did not enroll full-time, first-time (undergraduate) students.
 This institution did not offer programs at or below the baccalaureate level.
 This institution was not in operation in 2013-14.

Yes

Institution: Fairmont State University (237367)

Part B - Multi-institution or Multi-campus Organization

7. Multi-institution or multi-campus organization

Is the institution part of a multi-institution or multi-campus organization that owns, governs, or controls the institution?

Do NOT indicate a religious affiliation here; that information is collected separately.

If you need assistance or need to make changes, contact the IPEDS Help Desk at 1-877-225-2568. You will not be able to lock your submission if this question is blank.

- No, this institution **IS NOT** a part of a multi-institution or multi-campus organization that owns, governs, or controls the institution.
- Yes, this institution **IS** a part of a multi-institution or multi-campus organization that owns, governs, or controls the institution.

154080

Commission

West Virginia Higher Education Policy

Institution: Fairmont State University (237367)

Part C - Other Survey Screening Questions - Library Access and Expenses

2. Does your institution have access to a library collection?

- No
- Yes (receives Academic Libraries component)

Were your annual total library expenses for Fiscal Year 2019 greater than zero?

- No
- Yes (receives Academic Libraries component)

Institution: Fairmont State University (237367)

Part C - Other Survey Screening Questions - Open Admission

1. Does your institution have an open admission policy for all or most entering first-time degree/certificate-seeking undergraduate-level students?

If the only requirement for admission is a high school diploma or GED/other equivalent, your institution is still considered open admission. Institutions that require only an Ability to Benefit or similar test beyond the diploma/equivalent, and only reject a very small number of students based on the test, are also considered open admission.

If your institution does not have an open admission policy, you will be required to report Admissions component on your admissions procedures and admissions yield.

- No
- Yes

You may use the space below to provide context for the data you've reported above. These context notes will be posted on the College Navigator website, and should be written so they can be understood by students and parents.

Institution: Fairmont State University (237367)

Summary

Institutional Characteristics Header Component Summary

IPEDS collects important information regarding your institution. All data reported in IPEDS survey components become available in the IPEDS Data Center and appear as aggregated data in various Department of Education reports. Additionally, some of the reported data appears specifically for your institution through the College Navigator website and is included in your institution's

Data Feedback Report (DFR). The purpose of this summary is to provide you an opportunity to view some of the data that, when accepted through the IPEDS quality control process, will appear on the College Navigator website and/or your DFR. College Navigator is updated approximately three months after the data collection period closes and Data Feedback Reports will be available through the [Data Center](#) and sent to your institution's CEO in November 2019.

Please review your data for accuracy. If you have questions about the data displayed below after reviewing the data reported on the survey screens, please contact the IPEDS Help Desk at: 1-877-225-2568.

GENERAL INFORMATION	
Educational Offerings	Academic
Control	Public Primary Control: State Secondary Control: N/A
Award Levels Offered	Associate's degree Bachelor's degree Master's degree
Reporter Type	Academic
Calendar System	Semester
Levels of Enrollment Offered	Full-time Undergraduate Full-time First-time, degree/certificate-seeking Undergraduate Full-time Graduate (not including doctor's professional) Part-time Undergraduate Part-time First-time, degree/certificate-seeking Undergraduate Part-time Graduate (not including doctor's professional)
System	West Virginia Higher Education Policy Commission

Institutional Characteristics 2019-20

Institution: Fairmont State University (237367)

Part A - Mission Statement

1. Provide the institution's mission statement or a web address (URL) where the mission statement can be found. Typed statements are limited to 2,000 characters or less. The mission statement will be available to the public on College Navigator.

<input checked="" type="radio"/>	Mission Statement URL:	https://	<input type="text" value="www.fairmontstate.edu/aboutfsu/"/>
<input type="radio"/>	Mission Statement:	<input type="text"/>	

Institution: Fairmont State University (237367)

Part B - Services and Programs for Servicemembers and Veterans

1. Which of the following are available to veterans, military servicemembers, or their families?

<input checked="" type="checkbox"/>	<u>Yellow Ribbon Program</u> (officially known as Post-9/11 GI Bill, Yellow Ribbon Program)
<input checked="" type="checkbox"/>	<u>Credit for military training</u>
<input type="checkbox"/>	Dedicated point of contact for support services for veterans, military

<input checked="" type="checkbox"/>	servicemembers, and their families
<input checked="" type="checkbox"/>	Recognized student veteran organization
<input checked="" type="checkbox"/>	Member of <u>Department of Defense Voluntary Educational Partnership Memorandum of Understanding</u>
<input type="checkbox"/>	None of the above

 You may use the space below to provide context for the data you've reported above. These context notes will be posted on the College Navigator website, and should be written to be understood by students and parents.

Institution: Fairmont State University (237367)

Part C - Student Services - Special Learning Opportunities

1. Does your institution accept any of the following? [Check all that apply]

- Dual credit (college credit earned while in high school)
- Credit for life experiences
- Advanced placement (AP) credits
- None of the above

2. What types of special learning opportunities are offered by your institution? [Check all that apply]

- ROTC
 - Army
 - Navy
 - Air Force
- Study abroad
- Weekend/evening college
- Teacher certification (for the elementary, middle school/junior high, or secondary level)

Do **not** include certifications to teach at the postsecondary level.

 - Students can complete their preparation in certain areas of specialization
 - Students must complete their preparation at another institution for certain areas of specialization
 - This institution is approved by the state for the initial certification or licensure of teachers
- None of the above

3. If your institution grants a bachelor's degree or higher but does not offer a full 4-year program of study at the undergraduate level, how many years of completed college-level work are required for entrance?

Number of years Select One

Institution: Fairmont State University (237367)

Part C - Student Services: Other Student Services

4. Which of the following selected student services are offered by your institution? [Check all that apply]

- Remedial services
- Academic/career counseling services
- Employment services for current students
- Placement services for program completers
- On-campus day care for children of students


None of the above

5. Which of the following **academic library** resource or service does your institution provide? [Check all that apply]

- Physical facilities
- An organized collection of printed materials
- Access to digital/electronic resources
- A staff trained to provide and interpret library materials
- Established library hours
- Access to library collections that are shared with other institutions
- None of the above

6. Indicate whether or not any of the following alternative tuition plans are offered by your institution.

- No
- Yes
 - Tuition guarantee
 - Prepaid tuition plan
 - Tuition payment plan
 - Other (specify in box below)

 You may use the space below to provide context for the alternative tuition plans you've reported above. These context notes will be posted on the College Navigator website, and should be written to be understood by students and parents.

Institution: Fairmont State University (237367)

Part C - Student Services - Distance Education

7. Please indicate at what level(s) your institution does or does not offer **distance education** courses and/or distance education programs. Check all that apply.

	<u>Distance education courses</u>	<u>Distance education programs</u>	Does not offer Distance Education
Undergraduate level	<input checked="" type="checkbox"/>	<input type="checkbox"/>	<input type="checkbox"/>
Graduate level	<input checked="" type="checkbox"/>	<input checked="" type="checkbox"/>	<input type="checkbox"/>

8. Are all the programs at your institution offered exclusively via **distance education programs**?


- No
- Yes

Institution: Fairmont State University (237367)

Part C - Student Services: Disability Services

9. Please indicate the percentage of all undergraduate students enrolled during Fall 2018 who were formally registered as students with disabilities with the institution's office of disability services (or the equivalent office).

- 3 percent or less
- More than 3 percent: %

 You may use the space below to provide context for the data you've reported above. These context notes will be posted on the College Navigator website, and should be written to be understood by students and parents.

Institution: Fairmont State University (237367)

Part D - Student Charges Questions

1. Are all **full-time, first-time** degree/certificate-seeking students required to live on campus or in institutionally controlled housing?

If you answer **Yes** to this question, you will not be asked to report off-campus room and board in the price of attendance (D11).

This is only a screening question, and your response does not show up on College Navigator.

If you make any exceptions to this rule, and have even one full-time, first-time student living off-campus, please answer **No** so that this does not cause conflicts with the Student Financial Aid survey. Making changes to the SFA component is very difficult and may lead to inaccurate reporting for your institution.

- | | |
|----------------------------------|---|
| <input checked="" type="radio"/> | No |
| <input type="radio"/> | Yes, and we do not make ANY (even one) exceptions to this rule |

2. Does your institution charge different **tuition** for **in-district, in-state, or out-of-state** students?

If you answer **Yes** to this question, you will be expected to report tuition amounts for in-district, in-state, and out-of-state students.

Please only select **Yes** if you really charge different tuition rates, or you will be reporting the same numbers 3 times.

- | | |
|----------------------------------|-----|
| <input type="radio"/> | No |
| <input checked="" type="radio"/> | Yes |

3. Does your institution offer **institutionally-controlled housing** (either on or off campus)?

If you answer **Yes** to this question, you will be expected to specify a housing capacity, and to report a room charge or a combined room and board charge (D10).

- | | |
|----------------------------------|-----|
| <input type="radio"/> | No |
| <input checked="" type="radio"/> | Yes |

Specify **housing capacity** for academic year 2019-20

1,192

4. Do you offer **board** or meal plans to your students?

If you answer **Yes** to this question, you will be expected to report a board charge or combined room and board charge (D10).

- | | |
|----------------------------------|---|
| <input type="radio"/> | No |
| <input checked="" type="radio"/> | Yes - Enter the number of meals per week in the maximum meal plan available |

19

- | | |
|-----------------------|---|
| <input type="radio"/> | Yes - Number of meals per week can vary (e.g., students charge meals against a meal card) |
|-----------------------|---|

Institution: Fairmont State University (237367)

Part D - Undergraduate Student Charges

If the institution charges an **application fee**, indicate the amount.

	Amount	Prior year
<u>Undergraduate application fee</u>	25	25

5. Charges to full-time undergraduate students for the full academic year 2019-20

Please be sure to report an average tuition that includes all students at all levels (freshman, sophomore, etc.).

	<u>In-district</u>	Prior year	<u>In-state</u>	Prior year	<u>Out-of-state</u>	Prior year
All full-time undergraduate students						
Average tuition	5,888	5,408	5,888	5,408	14,752	12,816
Required fees	1,850	2,106	1,850	2,106	2,062	3,508

6. Per credit hour charge for part-time undergraduate students

Please be sure to report an average per credit tuition that includes all students at all levels (freshman, sophomore, etc.).

	<u>In-district</u>	Prior year	<u>In-state</u>	Prior year	<u>Out-of-state</u>	Prior year
Per credit hour charge	313	313	313	313	692	680

Institution: Fairmont State University (237367)

Part D - Graduate Student Charges

If the institution charges an application fee, indicate the amount.

	Amount	Prior year
<u>Graduate application fee</u>	50	50

*Please do not include tuition for Doctor's Degree – Professional Practice programs.
Data for those programs are collected separately.*

7. Charges to full-time graduate students for the full academic year 2019-20

	<u>In-district</u>	Prior year	<u>In-state</u>	Prior year	<u>Out-of-state</u>	Prior year
Average tuition	7,072	6,556	7,072	6,556	17,038	15,036
Required fees	1,850	2,106	1,850	2,106	2,062	3,508

8. Per credit hour charge for part-time graduate students

	<u>In-district</u>	Prior year	<u>In-state</u>	Prior year	<u>Out-of-state</u>	Prior year
Per credit hour charge	483	361	483	361	1,048	773

Institution: Fairmont State University (237367)

Part D - Student Charges - Room and Board

10. What are the typical room and board charges for a student for the full academic year 2019-20?

If your institution offers room or board at no charge to students, enter zero.

If you report room and board separately, leave the combined charge blank. If you report a combined charge, leave the room and board charges blank.

	Amount	Prior year
Room and board charges		
Room charge (Double occupancy)	5,624	5,460
Board charge (Maximum plan)	4,574	4,440

Combined room and board charge
(Answer only if you CANNOT separate room and board charges.) NA

Institution: Fairmont State University (237367)


Part D - Student Charges - Price of Attendance

11. Cost of attendance for full-time, first-time undergraduate students:

Please enter the amounts requested below. These data will be made available to the public on College Navigator. If your institution participates in any Title IV programs (Pell, Stafford, etc.), you must complete all information. *Estimates of expenses for books and supplies, room and board, and other expenses are those from the Cost of Attendance report used by the financial aid office in determining financial need. Please talk to your financial aid office to get these numbers to ensure that you are reporting correctly.*

If the 2019-20 tuition and/or fees as reported on this page for full-time, first-time students are covered by a tuition guarantee program, check the applicable box(es) under 'Tuition Guarantee'. Additionally, please indicate the maximum % increase that is guaranteed. *These numbers are expected to be fairly small. Please contact the Help Desk if you are confused about these values and how to report them.*

Charges for full academic year	2016-17	2017-18	2018-19	2019-20	Tuition Guarantee (check only if applicable to entering students in 2019-20)	Guaranteed increase %
Published tuition and required fees:						
<u>In-district</u>						
Tuition	5,216	5,526	5,408	5,888	<input type="checkbox"/>	
Required fees	1,734	1,770	2,106	1,850	<input type="checkbox"/>	
Tuition + fees total	6,950	7,296	7,514	7,738		
<u>In-state</u>						
Tuition	5,216	5,526	5,408	5,888	<input type="checkbox"/>	
Required fees	1,734	1,770	2,106	1,850	<input type="checkbox"/>	
Tuition + fees total	6,950	7,296	7,514	7,738		
<u>Out-of-state</u>						
Tuition	12,720	13,416	12,816	14,752	<input type="checkbox"/>	
Required fees	1,946	1,982	3,508	2,062	<input type="checkbox"/>	
Tuition + fees total	14,666	15,398	16,324	16,814		
<u>Books and supplies</u>	1,000	1,000	1,000	1,000		
On-campus:						
<u>Room and board</u>	8,776	9,184	9,004	9,730		
<u>Other expenses</u>	2,000	2,000	2,000	2,000		
Room and board and other expenses	10,776	11,184	11,004	11,730		
Off-campus (not with family):						
<u>Room and board</u>	8,776	9,184	9,004	9,730		
<u>Other expenses</u>	2,000	2,000	2,000	2,000		
Room and board and other expenses	10,776	11,184	11,004	11,730		
Off-campus (with family):						
<u>Other expenses</u>	2,500	2,500	2,500	2,500		

 You may use the space below to provide context for the data you've reported above. These context notes will be posted on the College Navigator website, and should be written to be understood by students and parents.

Institution: Fairmont State University (237367)

Part E - Athletic Association

1. Is this institution a member of a national athletic association?

<input type="radio"/>	No
<input checked="" type="radio"/>	Yes - Check all that apply
<input checked="" type="checkbox"/>	National Collegiate Athletic Association (NCAA)
<input type="checkbox"/>	National Association of Intercollegiate Athletics (NAIA)
<input type="checkbox"/>	National Junior College Athletic Association (NJCAA)
<input type="checkbox"/>	United States Collegiate Athletic Association (USCAA)
<input type="checkbox"/>	National Christian College Athletic Association (NCCAA)
<input type="checkbox"/>	Other

2. If this institution is a member of the NCAA or NAIA, specify the conference FOR EACH SPORT using the pull-down menu.

Sport	NCAA or NAIA member		Conference
Football	<input type="radio"/> No	<input checked="" type="radio"/> Yes-Specify	Mountain East Conference
Basketball	<input type="radio"/> No	<input checked="" type="radio"/> Yes-Specify	Mountain East Conference
Baseball	<input type="radio"/> No	<input checked="" type="radio"/> Yes-Specify	Mountain East Conference
Cross country and/or track	<input type="radio"/> No	<input checked="" type="radio"/> Yes-Specify	Mountain East Conference

Institution: Fairmont State University (237367)

Summary

**Institutional Characteristics Component Summary
Academic Year Reporters**

IPEDS collects important information regarding your institution. All data reported in IPEDS survey components become available in the IPEDS Data Center and appear as aggregated data in various Department of Education reports. Additionally, some of the reported data appears specifically for your institution through the College Navigator website and is included in your institution's Data Feedback Report (DFR). The purpose of this summary is to provide you an opportunity to view some of the data that, when accepted through the IPEDS quality control process, will appear on the College Navigator website and/or your DFR. College Navigator is updated approximately three months after the data collection period closes and Data Feedback Reports will be available through the [Data Center](#) and sent to your institution's CEO in November 2019.

Please review your data for accuracy. If you have questions about the data displayed below after reviewing the data reported on the survey screens, please contact the IPEDS Help Desk at: 1-877-225-2568 or ipedshelp@rti.org.

GENERAL INFORMATION	
Mission Statement	https://www.fairmontstate.edu/aboutfsu/

Are all the programs at your institution offered exclusively via distance education programs?	No
Special Learning Opportunities	Study abroad Teacher certification (below the postsecondary level)
Student Services	Remedial services Academic/career counseling services Employment services for current students Placement services for program completers
Credit Accepted	Dual credit (college credit earned while in high school) Credit for life experiences Advanced placement (AP) credits
Undergraduate students enrolled who are formally registered with office of disability services	5%

PRICING INFORMATION

Estimated expenses for academic year for full-time, first-time students		2016-17	2017-18	2018-19	2019-20
	In-district tuition and fees	\$6,950	\$7,296	\$7,514	\$7,738
	In-state tuition and fees	\$6,950	\$7,296	\$7,514	\$7,738
	Out-of-state tuition and fees	\$14,666	\$15,398	\$16,324	\$16,814
	Books and supplies	\$1,000	\$1,000	\$1,000	\$1,000
	On-campus room and board	\$8,776	\$9,184	\$9,004	\$9,730
	On-campus other expenses	\$2,000	\$2,000	\$2,000	\$2,000
	Off-campus room and board	\$8,776	\$9,184	\$9,004	\$9,730
	Off-campus other expenses	\$2,000	\$2,000	\$2,000	\$2,000
	Off-campus with family other expenses	\$2,500	\$2,500	\$2,500	\$2,500
Average undergraduate student tuition and fees for academic year 2019-20		Tuition		Fees	
	In-district	\$5,888		\$1,850	
	In-state	\$5,888		\$1,850	
	Out-of-state	\$14,752		\$2,062	
Average graduate student tuition and fees for academic year 2019-20		Tuition		Fees	
	In-district	\$7,072		\$1,850	
	In-state	\$7,072		\$1,850	
	Out-of-state	\$17,038		\$2,062	
Alternative tuition plans		Tuition payment plan			